

АКАДЕМИЯ УПРАВЛЕНИЯ МВД РОССИИ

Кафедра иностранных языков

Г.С. Пырченкова

ENGLISH FOR POLICE MANAGERS

Учебное пособие
(английский язык)

Часть I

МОСКВА • 2015

Одобрено редакционно-издательским советом
Академии управления МВД России

Пырченкова Г.С. English for Police Managers (английский язык): в 2-х частях. Часть I. (Basic Course) М.: Академия управления МВД России, 2015. – 136 с; часть II (Self Study Training Course) М.: Академия управления МВД России, 2015 – 72 с.

Учебное пособие «English for Police Managers» предназначено для развития навыков профессиональной коммуникации на английском языке слушателей факультета магистратуры Академии управления МВД России.

Учебное пособие состоит из 2-х частей. Основной курс обучения включает 5 разделов и предназначен для аудиторной работы в группах слушателей Академии управления МВД России. Вторая часть пособия содержит 4 тематических раздела и обобщающий раздел для повторения пройденного материала. Эта часть пособия предназначена для самостоятельной работы слушателей и закрепления навыков деловой коммуникации на английском языке, умений информативного и поискового чтения оригинальной литературы по специальности.

В учебном пособии реализована идея интерактивного усвоения английского языка и его практического применения в сфере профессиональной проблематики руководителей внутренних дел. Этому способствуют использованные в пособии инновационные технологии обучения (групповые дискуссии, деловые и ролевые игры, метод проблемного изложения учебного материала).

Рецензенты: профессор кафедры иностранных языков, кандидат филологических наук, доцент Н.П. Аршинова (Московская Академия ГПС МЧС России); профессор кафедры психологии, педагогики и организации работы с кадрами, доктор педагогических наук, профессор А.В. Буданов (Академия управления МВД России).

Издается в авторской редакции

© Академия управления МВД России, 2015

BASIC COURSE

CONTENTS

1. Unit 1. Hi! I am glad to meet you	4
Part I. Let me introduce yourself	4
Part II. Talking about family and hobbies	25
2. Unit 2. Talking about work in police	49
3. Unit 3. Law enforcement in the USA and Great Britain	70
4. Unit 4. Professional skills and duties of a police manager	92
5. Unit 5. Principles and goals of police management	114

UNIT 1

HI! I AM GLAD TO MEET YOU!




PART I

LET ME INTRODUCE MYSELF



1. Запомните эти слова и выражения.



INTRODUCTION – ПРЕДСТАВЛЕНИЕ

Let me introduce myself.
My name is Mr. White.
Meet my friend.
I am glad to meet you.
Me too.

Позвольте мне представиться.
Мое имя мистер Уайт.
Познакомьтесь с моим другом.
Я рад познакомиться с Вами.
Я тоже.

What is your name?
What is your last name?
What is your native city?
What is your job?
How old are you?
Are you married?
Where are you **from**?

Как(ое) Ваше (твое) имя?
Как(ая) Ваша фамилия?
Какой Ваш родной город?
Какая у Вас работа?
Сколько Вам лет?
Вы женаты? (замужем?)
Откуда Вы?

GREETING – ПРИВЕТСТВИЕ

How do you do. / Hello! (Hi!)
How are you?
How is life? / How is job?
Fine. / OK. / So-so.
What is the news?
Nothing special.
I have many problems.
I am afraid, I am ill.
Don't worry / Take it easy.

Здравствуйте. / Привет!
Как Вы поживаете?
Как жизнь? / Как работа?
Прекрасно. / Нормально. / Так себе.
Какие новости?
Ничего особенного.
У меня много проблем.
Боюсь, я болен.
Не беспокойся. / Не принимай
близко к сердцу.

SAYING GOOD-BYE – ПРОЩАНИЕ

Good-bye. / Bye.
See tomorrow.
Good luck.
Give my regards to Mrs. White.
Say hello to your sister.

До свидания. / Пока.
Увидимся завтра.
Удачи.
Передайте привет миссис Уайт.
Передай привет твоей сестре.

2. Прочитайте и переведите эти диалоги.



DIALOGUE 1

Bill: Hello, Mike! How are you?
Mike: Hi, Bill! I am fine, thank you. How are you?
Bill: I am OK. What is the news?

Mike: Nothing special. See you tomorrow.
Bill: Bye.

DIALOGUE 2

John: Hi, Nick! I am glad to see you.
Nick: Hi, John! I am glad to see you too.
John: How is job?
Nick: It is OK. What is the news from home?
John: No news.
Nick: Don't worry. I hope everything is OK.

DIALOGUE 3

Mr. Jackson: Good morning, Mr. Turner. How are you?
Mr. Turner: Good morning, Mr. Jackson. I am very well, thank you.
And how are you?
Mr. Jackson: I am fine, thanks. How is Mrs. Turner?
Mr. Turner: I am afraid, she is ill.
Mr. Jackson: I am sorry she is ill. Give my regards to Mrs. Turner.
Mr. Turner: Good-bye, Mr. Jackson. See tomorrow.
Mr. Jackson: Good-bye, Mr. Turner and good luck.

DIALOGUE 4

Brown: Good afternoon, Professor Jones!
Professor Jones: Good afternoon, Brown. I am glad to see you back.
Brown: Let me introduce my father to you, Professor Jones.
Pr. Jones: How do you do, Mr. Brown? I am glad to meet you!
Mr. Brown: Me too, Professor Jones.

DIALOGUE 5

Peter: Hi! My name is Peter. I am a new student of your group.
Victor: I am glad to meet you! What is your last name?
Peter: Ivanov.
Victor: How old are you?
Peter: I am 34 years old.
Victor: Are you from Moscow?
Peter: Yes, I am. And you?
Victor: I am from Saint Petersburg. Are you interested in sports?
Peter: No, I am not. I am interested in computers and pop music.
Victor: My son is interested in computers too. Are you married?

Peter: No, I am not.
Victor: Bye. See you tomorrow.
Peter: Good bye!

DIALOGUE 6

Peter: Hello, Alex! How is life?
Alex: Hi, Peter! Life is OK! How are you?
Peter: So-so.
Alex: Why?
Peter: I have many problems with my English.
Alex: Take it easy. English is very difficult (трудный). See you at the Academy!
Peter: Bye.

DIALOGUE 7

Receptionist: Good evening, madam. What is your name? Where are you from?
Mrs. Smith.: My name is Mrs. Smith. I am from England.
Receptionist: Oh, yes, Mrs. Smith. Your room number is 880. Here is your key (ключ).
Mrs. Smith: Thank you. Please, phone me at 7 o'clock in the morning.
Receptionist: Oh, yes, Mrs. Smith. Don't worry. Have a nice time!

3. Заполните пропуски в диалогах, ответив на вопросы собеседников.

DIALOGUE 1

Alex: Hello! I'm glad to see you!
You:
Alex: How are you?
You:
Alex: How is life at the Academy?
You:
Alex: How is your family?
You:
Alex: What is the news from home?
You:
Alex: How is your English?
You

Alex: Take it easy. See you next week.

You:

DIALOGUE 2

Victor: Hi! Let me introduce myself. My name is Victor. I am a new student of your group.

You:

Victor: I am glad to meet you, too. What is your last name?

You:

Victor: How old are you?

You:

Victor: Are you from Moscow?

You:

Victor: I am from Saint Petersburg. Are you married?

You:

Victor: Are you interested in sports?

You:

Victor: My favourite (любимые) sports are football and hockey. Are you a policeman?

You:

Victor: I am a policeman, too. Today is my first day at the Academy. And I am afraid I have problems with my English.

You:

Victor: How is your English?

You:

Victor: Good-bye. See you tomorrow.

You:

4. Переведите текст на русский язык без помощи словаря.

HI! I AM GLAD TO MEET YOU!

Hi! Let me introduce myself. My name is Victor Orlov. I am 32 years old. I am Russian. I am from Saint Petersburg.

I am married. My wife is a doctor. Her name is Helen. She likes shopping and cooking. She is a very good cook.

I have two children. They are interested in pop music.

We have a car. I am a very good driver.

My parents are pensioners. They live in Sochi. I visit my parents in summer.


I am a policeman. I work in police. My job is difficult but very interesting.

Now I live in Moscow. I study at the Academy of Management of the Interior Ministry of the Russian Federation. I am glad to be a student of the Academy.

I have many friends at the Academy. They are my colleagues.

I live in a hostel. It is not far from the Academy. I like my room. It is not large but comfortable. Life is great!

Выучите эти слова и выражения:



to be interested (in)

to have

to study/student

to live/life

to like

to meet/meeting

to visit

to work

parents

wife

pensioner

hostel

colleague

far

comfortable

now

but

интересоваться

иметь, обладать

учиться / студент

жить / жизнь

нравиться

встречать (ся) / встреча

навещать

работать

родители

жена

пенсионер

общежитие

коллега

далекий

удобный

сейчас

но

5. Познакомьтесь с Томом. Расскажите ему о себе.

My name is Tom.

My mother is a doctor and my father is a journalist.

I am 42.

I am American.

My best friend is a student of Police Academy.



I am from Chicago.

My favourite sports are football and swimming (плавание).

I am a policeman.

I am interested in pop music.

I am not married.

My life is O.K.

6. Переведите эти диалоги на английский язык.



DIALOGUE 1

А.: Здравствуйте. Я – новый студент вашей группы. Позвольте мне представиться. Мое имя

В.: Рад познакомиться. Меня зовут Какой Ваш родной город?

А.: Мой родной город – Вы интересуетесь спортом?

В.: Да. Мой любимый вид спорта – футбол.

А.: Увидимся завтра.

В.: Пока.

DIALOGUE 2

А.: Привет! Как поживаешь?

В.: Прекрасно! Сейчас я живу в Москве. Я учусь в Академии управления МВД России.

А.: Как жизнь в Академии?

В.: Очень хорошо. Какие у тебя новости?

А.: Ничего особенного. Пока.

В.: Пока. Передай привет твоей сестре.

DIALOGUE 3

А.: Привет! Рад тебя видеть. Как поживаешь?

В.: Так себе. У меня проблемы с английским языком.

А.: Разреши мне помочь тебе с английским языком.

В.: Спасибо. Увидимся в воскресенье.

DIALOGUE 4

А.: Позвольте мне представится. Меня зовут Я – полицейский.

В.: Рад с Вами познакомиться. Моя фамилия – Я Ваш коллега. Вы из Москвы?

А.: Нет. Мой родной город – Вы женаты?

В.: Да. Моя жена – журналист. У меня двое детей.

А.: До свидания. Увидимся завтра.

В.: Пока. Передайте привет Вашей жене.

DIALOGUE 5

А.: Привет! Рад тебя видеть. Как поживаешь? Как семья?

В.: Так себе. У меня проблемы.

А.: Что случилось? (What's up?)

В.: Боюсь, моя дочь больна.

А.: Не беспокойся. Не принимай близко к сердцу. Позвони доктору.

В.: Спасибо. Пока.

DIALOGUE 6

А.: Здравствуйте, сэр. Как Ваша фамилия?

В.: Меня зовут Джон Смит. Вот мой паспорт.

А.: Это Ваш первый визит в Москву, мистер Смит?

В.: Да. Я – американец, но мне нравится Москва.

А.: Желаю Вам хорошо провести время в Москве!



GRAMMAR IN USE

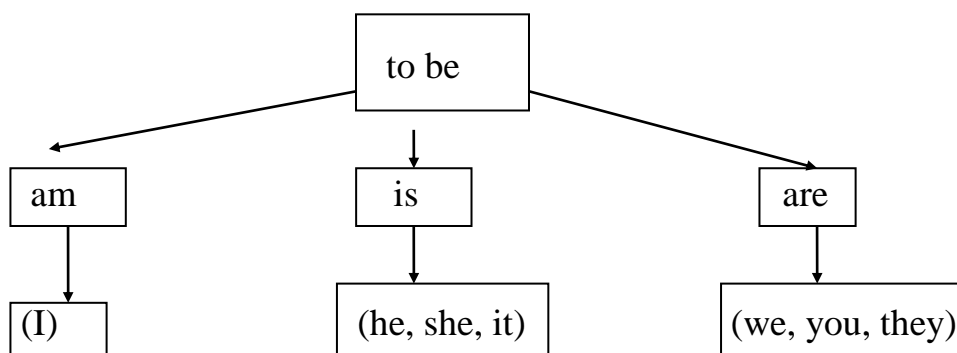
1. Порядок слов английского предложения

6	1	2	3	4	5	6
When?	Who? Кто?	Action	Whom? Кого?	How? Как?	Where?	When
Когда?	What? Что?	Действие	What? Что?		Где? Куда?	Когда?
In summer	I	visit	my friend		in London.	
	I	like	London	very much.		
	My friend	visits	me		in Moscow	in winter.

2. Личные местоимения

Единственное число	Множественное число
I – я	we – мы
you – ты	you – вы
he – он	they – они
she – она	
it – оно	

3. Формы глагола «to be»



4. Спряжение глагола «to be» в настоящем простом времени (Simple Present)

Утверждение	Отрицание	Вопрос (общий)	Краткий положительный ответ	Краткий отрицательный ответ
I am (I'm)	I am not (I'm not)	Am I...?	Yes, I am	No I am not (I'm not)
He is (he's)	He is not (he isn't)	Is he...?	Yes, he is	No he is not (he isn't)
She is (she's)	She is not (she isn't)	Is she...?	Yes, she is	No, she is not (she isn't)
It is (it's)	It is not (it isn't)	Is it..?	Yes, it is	No, it is not (it isn't)
We are (we're)	We are not (we aren't)	Are we...?	Yes, we are	No, we are not (we aren't)
You are (you're)	You are not (you aren't)	Are you...?	Yes, you are	No, you are not (you aren't)
They are (they're)	They are not (they aren't)	Are they...?	Yes, they are	No, they are not (they aren't)

Специальные вопросы с глаголом «to be»

What? – Какой? Что?	What is your job? – Какая у тебя работа? What is in your bag? – Что (находится) в твоей сумке?
How? – Как?	How is your job? – Как твоя работа?
Where? – Где? Куда?	Where is your house? –

Where ... from? – Откуда?	Где (находится) твой дом? Where are you from? – Откуда ты?
When? – Когда?	When is your birthday? – Когда у тебя день рождения?
Why? – Почему?	Why are you upset? – Почему ты расстроен?
Who? – Кто?	Who is your best friend? – Кто твой лучший друг?
How old? – Сколько лет?	How old are you? – Сколько тебе лет?
How much? – Сколько (стоит)?	How much is your car? – Сколько стоит твой автомобиль?

5. Предлоги времени, места и направления

1) предлоги времени

in	at	on
in the morning – утром	at 8 o'clock – в 8 часов	on Sundays – по воскресеньям
in the afternoon – днем	at noon – в полдень	on Monday (days) – в понедельник
in the evening – вечером	at night – ночью	on the 4 th of October – 4-го октября
in November (months) – в ноябре	at midnight – в полночь	on Sunday afternoon – в воскресенье днем
in summer (seasons) – летом	at Christmas – в Рождество	on holiday – в отпуске
in 1992 (years) – в 1992 году	at the moment – в настоящий момент	
in 5 minutes – через 5 минут	at the weekend – в выходные (дни)	

2) предлоги места

in	at
in a café – в кафе	at a café – у (около) кафе
in a hotel – в гостинице	at a hotel – у (около) гостиницы
in a bank – в банке	at a party – на вечеринке
in a room – в комнате	at work – на работе
in London – в Лондоне	at home – дома

in school – в школе (находиться)

at school – в школе (учиться)

3) предлог направления: «to»

to go **to** London – поехать в Лондон

to go **to** the south – поехать на юг



EXERCISES

1. Составьте предложения из следующих слов, используя правильный порядок слов.

- a) 1. well, am, I, not, very.
2. my, is, ill, sister.
3. my, I, like, classes, English.
4. is, my, this, friend.
5. with, have, I, many, problems, English.
6. go, the Academy, every, I, day, to.
7. friend, not, is, a policeman, my.
8. is, 30 years, he, old.
9. good, have, news, from, I, home.
10. Peter, my, is, friend, best.
- b) 1. your, is, job, how?
2. name, last, is, what, your?
3. friends, are, how, your?
4. children, are, the, how?
5. from, news, home, the, what, is?
6. you, are, a policeman?
7. is, your what, address?
8. office, is, where, your?
9. married, are, you?
- c) 1. tonight, please, me, phone.

2. introduce, myself, let, me.
3. friend, meet, my.
4. easy, take, your, problems.
5. tomorrow, you, see.
6. to, your, hello, sister, say.
7. introduce, friend, to, your, me.
8. nice, have, a, time.
9. regards, to, give, Mrs. Black, my.

2. Замените выделенные выражения соответствующими личными местоимениями.

*Образец: Boris is my friend.
He is my friend.*

1. **My parents** live in the country. 2. **This street** is very green. 3. **Mary** is at home now. 4. **My brother** is a detective. 5. **You and me** are friends. 6. **This news** is good. 7. **Victor** is 29 years old. 8. **This girl** is beautiful. 9. **My name** is John. 10. **My friends** are happy. 11. **Mr. Black** is a policeman. 12. **My house** is near Metro station. 13. **My friends and I** are at the Academy now. 14. **My keys** are in the bag. 15. **Mr. Turner** is a lawyer.

3. Заполните пропуски, выбрав правильную форму глагола «to be».



1. We ... late for the train.



2. She ... angry.



They ... happy.



He ... afraid.



I ... tired.



He ... cold.



They ... hot.



He ... not asleep.

4. Закончите предложения, выбрав правильную форму глагола «to be».

1. I ... a lawyer. 2. My house ... not very big. 3. We ... Russian. 4. This ... my son. 5. My friends ... detectives. 6. I ... 30 years old. 7. Moscow ... my native city. 8. Mrs. Turner ... not very well. 9. My parents ... in London now. 10. My English ... not very good. 11. My children ... at school. 12. She ... a teacher of English at the University. 13. Peter and Mary ... from England. 14. My friend ... a student of the Academy. 15. It ... a good news.

5. Замените полные формы глагола «to be» на краткие формы в соответствии с образцом.

Образец: I am = I'm

he (she, it) is = he's (she's, it's)

we (you, they) are = we're (you're, they're)

I am not = I'm not

he (she, it) is not = he's (she's, it's) not или he (she, it) isn't

we (you, they) are not = we're (you're, they're) not или we (you, they) aren't

1. I am from Moscow. = I'm from Moscow.
2. He is not a doctor. = He's not a doctor (или He isn't a doctor.)
3. We are good tennis players.
4. She is American.
5. They are my friends.
6. I am not interested in politics.
7. It is 10 o'clock in the morning.
8. You are not a good driver.
9. He is married.
10. We are at home now.
11. You are happy.
12. This room is not comfortable.

6. Задайте общие вопросы по образцу.

Образец: Boris is my friend.

Is Boris your friend?

1. This is my son.
2. English is difficult.
3. My children are fine.
4. I am a doctor.
5. I am 30.
6. My job is interesting.
7. My friends are policemen.
8. My room is very comfortable.
9. Moscow is my native city.
10. The banks are closed today.
11. My parents are pensioners.
12. She is a dentist.

7. Напишите краткие ответы на эти вопросы.

Образец: Are you married?

Yes, I am. (No, I'm not)

1. Is it cold today?
2. Are you a teacher?
3. Is your wife a reporter?
4. Are your friends from Moscow?

5. Is your name John?
6. Are you a student of the Academy?
7. Is your room comfortable?
8. Is your best friend a policeman?
9. Are you 35 years old?
10. Is your mother a pensioner?
11. Are many chocolates good for children?
12. Is swimming your favourite sport?
13. Are you interested in computers?

8. Задайте специальные вопросы по образцу.

*Образец: My son is ill. (How?)
How is your son?*

1. My son is at school. (Where?) 2. My English is so-so. (How?) 3. My children are fine. (How?) 4. My job is a doctor. (What?) 5. I am 30. (How old?) 6. My office is in Moscow. (Where?) 7. My best friend is Boris. (Who?) 8. My room number is 135. (What?) 9. Moscow is my native city. (What?) 10. I am busy. (Why?) 11. My keys are in the bag. (Where?) 12. Mrs. Turner is ill. (Who?) 13. I am not very well. (How?) 14. Kate and Sandra are at work today because it is not a holiday. (Why?) 15. This house is very expensive. (How much?)

9. Заполните пропуски, выбрав правильное вопросительное слово: HOW? – КАК? или WHAT? – КАКОЙ?

*Образец: How is your job? It is fine.
Как твоя работа? Прекрасно.*

*What is your job? I am a detective . –
Какая у тебя работа? Я детектив.*

1. ... is the news? – Nothing special. 2. ... is your telephone number? – It is 456-33-09. 3. ... are you? – I am more or less. 4. ... is your family? – It is fine. 5. ... is your native city? – It is Moscow. 6. ... is your address in Moscow? – Tverskaya street, 43. 7. ... are your problems? – Don't worry. They are O.K. 8. ... is your English? – I am afraid it is so-so. 9. ... is your first English lesson? – It is O.K. 10. ... is your room number? – It is 786.

10. Закончите предложения, выбрав правильное вопросительное слово (How? What? Where? When? Why? How old? How much? What colour?) и форму глагола (is или are).

*Образец: Mary? Fine.
How is Mary? Fine.*

1. your last name?	Mr.Turner.
2. your parents?	They are very well.
3. the bus stop?	At the end of the street.
4. this man in the photo?	My father.
5. your children?	They are six and ten.
6. she in a hurry?	Because she is late.
7. your favourite sports?	Swimming and football.
8. your native city?	Moscow.
9. your job?	Fine.
10. your camera?	In the bag.
11. your shoes?	Black.
12. the shops closed today?	Because it's a holiday.
13. this bag?	Twenty dollars.
14. the next plane?	At 6 p.m.
15. Mary from?	She is from Britain.

11. Задайте вопросы, соответствующие этим ответам.

1.	(name?) What is your name?	Paul.
2.	(married?)	<u>I am married.</u>
3.	(American?)	<u>No, I am Australian.</u>
4.	(How old?)	I am 30.
5.	(A teacher?)	No, I am a lawyer.
6.	(wife / a lawyer?)	No, she is a designer.
7.	(from?)	She is from Italy.
8.	(Italian?)	<u>Yes, she is Italian.</u>
9.	(her name?)	Anna.
10.	(how old?)	<u>She is 27.</u>
11.	(interested in music?).....	No, she is interested in sports.
12.	(your hobby?)	I like to play computer games.

12. Сделайте эти предложения отрицательными по образцу.

Образец: This is my son.

This is not my son. (This isn't my son.)

1. This is my house. 2. It is cold today. 3. My children are fine. 4. I am a doctor. 5. I am 30. 6. My job is interesting. 7. My friends are policemen. 8. My room is very comfortable. 9. Moscow is my native city. 10. My mother is a pensioner. 11. I am interested in baseball. 12. It is my birthday today.

**13. Напишите утвердительные или отрицательные предложения, употребив правильную форму глагола:
am – am not; is – is not; are – are not.**

Образец: (I / interested in football)

I am interested (или I am not interested) in football.

1. Moscow / in America.
2. I / a lawyer.
3. English / difficult.
4. Canada / a big city.
5. My parents / pensioners.
6. We / students of the Academy.
7. I / interested in computers.
8. My father / policeman.
9. My native city / Paris.
10. I / 34 years old.

**14. Заполните пропуски, выбрав правильный предлог времени:
at, on, in.**

1. ... three hours
2. ... 6th of June
3. ... Wednesday
4. ... 1987
5. ... September
6. ... 2.45 ... the afternoon
7. ... the afternoon
8. ... Christmas
9. ... night
10. ... the moment
11. ... the weekend
12. ... winter

13. ... the end of the day
14. ... 8 o'clock ... the morning
15. ... two days
16. ... August

15. Заполните пропуски, выбрав правильный предлог места: *in, at*.

1. Helen is ...work now.
2. I read about it ... the newspaper.
3. They live ... a small street near the station.
4. Tom is ... the hospital. He is very ill.
5. What is the longest river ... Britain?
6. Let's meet ... the metro station.
7. Mary studies ... the Law University.
8. There are always many people ... my birthday party.
9. My brother works ... municipal police.
10. Are your children ... school at the moment?
11. My sister lives ... the centre of the city.
12. Susan is on holiday ... London now.
13. I don't like to be ... home on Sunday.
14. This girl works ... a bank.
15. She is ... work at the moment.
16. There are two windows ... this room.

16. Прочитайте примеры, приведенные в следующей таблице, обращая внимание на предлоги, передающие надежные окончания.

of – (кого? Чего?)	room of my friend – комната моего друга student of the Academy – студент Академии
to – (кому? чему?)	Introduce your friend to me. – Представьте Вашего друга мне.
with, by – (кем? чем?)	to have problems with English – иметь проблемы с английским to go home by bus – ездить домой автобусом
about – (о ком? о чем?)	Tell me about your family. – Расскажи мне о своей семье.

17. Переведите эти выражения на русский язык.

- 1) one of my friends; 2) to have problems with a car; 3) to speak about work;
- 4) streets of a city; 5) to go home by taxi; 6) to give regards to Mr. Black;
- 7) to play with children; 8) a book about England; 9) to introduce a friend to parents;
- 10) a teacher of English; 11) a house of my uncle; 12) to translate with

mistakes; 13) a film about policemen; 15) to send a letter to parents; 16) a student of the Academy; 17) to give flowers to a girl; 18) to go home by Metro.

**18. Заполните пропуски, выбрав правильный предлог:
*in, from, to, on, at, in, about, of, by.***

1. Let me meet you ... 7 o'clock. 2. Please, phone me ... the evening. 3. See you ... two hours. 4. I am not busy ... Sunday. 5. I live ... a hostel. 6. Let me introduce my friend ... you. 7. What is the news ... home? 8. This film is ... American police. 9. I am ... Moscow. 10. I work ... militia. 11. I visit my parents ... summer. 12. Come ... me next week. 13. This is a new student ... my group. 14. We study ... the Academy of Management ... the Interior Ministry ... Russia. 15. Give me one ... your new books. 16. Say hello ... your little sister. 17. I go to the country ... a local train. 18. Tell me ... your best friend. 19. Give my regards ... your mother. 20. I am glad to be a student ... the Academy.

19. Заполните пропуски, вставив правильное слово, глагол или предлог.

Let me tell you about myself

1. Let me ... myself.
2. My name is ...
3. My last name is ...
4. I am ... years old.
5. I ... a policeman.
6. My job is ... but interesting.
7. I ... from
8. But I live ... Moscow now.
9. I study ... the Academy ... Management ...the Interior Ministry.
10. My English is not very
11. I live in a
12. It ... not far from the Academy.
13. I have a small but ... room in a hostel.
14. I ...married.
15. My wife is ... years old.
16. She ... a teacher ... English.
17. My children are ... in computers.
18. My ... sport ... football.
19. My parents ... pensioners.
20. They live ... the country.
21. I ... many friends at the Academy.
22. They ... my colleagues.

23. I often ... my friends.
24. I like to be a student ... the Academy.
25. Life ... great!

PART II

TALKING ABOUT FAMILY AND HOBBIES



1. Запомните эти слова и выражения.

child / children

son, daughter

relatives: uncle, aunt

husband / wife

father-in-law / mother-in-law

to be married; to marry

to be divorced; to divorce

to be a pensioner

to get along (with)

to quarrel (with)

to be crazy (about)

to break traffic rules

to invite (to a wedding party)

by the way

What does she look like?

She looks like her mother.

She doesn't look her age.

She looks wonderful.

ребенок / дети

сын, дочь

родственники: дядя, тетя

муж / жена

тесть / теща

быть женатым; женится

быть разведенным; развестись

быть пенсионером

ладить(с)

ссориться (с)

«сходить с ума» (по)

нарушать правила дорожного движения

приглашать (на свадьбу)

между прочим

Как она выглядит?

Она похожа на свою мать.

Она не выглядит на свой возраст.

Она выглядит замечательно.

2. Переведите текст на русский язык без помощи словаря.

Hi! Let me introduce myself. My name is Victor Orlov. I am 36 years old. I am Russian. I am from Saint Petersburg.

I am married. My wife is a teacher of English at the University. But my English is not very good. I have problems with my English. I seldom quarrel with my wife. My wife is a very good cook, but she has little free time. She is usually very busy at work.

I have two children: a son and a daughter. My son is 15 years old. He is crazy about computers. He likes to play computer games. My daughter is 10 years old. She looks like her mother. She likes music and dances.

I am interested in sports. My favorite sports are football and hockey.

My parents are pensioners. They live in Sochi. They have a small house not far from the Black sea. We often visit my parents in summer.

My wife's mother lives in a small village near Moscow. She is a pensioner. But she likes to work in her garden where there are many fruit trees and beautiful flowers. She is very nice and we get along very well.

3. Прочитайте и переведите эти диалоги.

1. TALKING ABOUT FAMILY

Victor: Hi, Alex! I'm glad to see you!

Alex: Hello, Victor! How are you?

Victor: I'm fine. And **what about you**
(как насчет тебя)?

Alex: I'm O.K. How's your family?

Victor: Very well. By the way, this is the photo
of my family.

Alex: Your wife looks wonderful! And your
daughter looks like you. How old is she?

Victor: She is ten. She studies English and she is
crazy about pop music.

Alex: Who is that woman next to (рядом с) your
wife?

Victor: This is my mother-in-law. She is sixty.

Alex: She doesn't look her age. Does she work?

Victor: No, she doesn't work. She is a pensioner.

Alex: Do you get along with your mother-in-law?

Victor: Yes, I do. We never quarrel.

Alex: Does your wife have a big family?

Victor: No, she doesn't. She has only one brother.



Alex: Does he live with you?
Victor: Her brother has a small flat in the new district of our city.
Alex: Is he married?
Victor: No, he isn't. But he is going to marry.
Alex: What does his girl look like?
Victor: She is beautiful. She is a lawyer but she doesn't like her job.
Alex: Where does your wife's brother work?
Victor: He works at the Traffic Control Department.
Alex: Does he have a car?
Victor: Yes, he does. But he is a bad driver. He often breaks traffic rules.
Alex: When is your wife's brother's wedding party (свадьба)?
Victor: In two weeks. Let me invite you to this party.
Alex: Thank you! See you in two weeks.

2. TALKING ABOUT HOBBIES



Victor: Do you have much free time?
Alex: No, I don't. I have little free time.
Victor: What do you do in your free time?
Alex: I read books, watch TV and visit my friends.
Victor: Are you interested in sports?
Alex: Yes, I am. My favorite sport is football. I play football every Sunday.
Victor: Are you a good football player?
Alex: No, I am not. But my best friend plays football very well.
Victor: Are you crazy about computer?
Alex: No, I am not. But my son likes to play computer games.
Victor: My daughter doesn't like computer games. She likes dances and pop music.
Alex: And what about your wife?
Victor: She is a wonderful cook. She takes cooking lessons.
Alex: Really? It's interesting! Will you invite me for dinner some day?
Victor: Yes, of course! Come and have dinner with us tonight!

4. Выберите правильное слово и скажите, чем интересуются все эти люди.

Yachting, singing, volley-ball, football, tennis, dancing, billiards, running



He



They



We



She



They



I



My friends



Our children

5. Переведите эти диалоги на английский язык.



DIALOGUE 1

A.: Привет! Как поживаешь? Какие новости?

B.: Нормально. У меня хорошая новость. На следующей неделе у меня будет свадьба.

A.: Поздравляю! Как выглядит твоя невеста (bride)?

B.: Она выглядит замечательно!

A.: Где она работает?

B.: Она работает в школе. Ее профессия трудная, но интересная.

DIALOGUE 2

A.: Посмотри! Это фотография моей семьи.

B.: Кто этот человек, рядом с твоей женой?

A.: Это мой брат. Его зовут Виктор. Он живет в Волгограде.

B.: Он не похож на тебя. Он - полицейский?

A.: Нет. Он работает в банке.

DIALOGUE 3

A.: Покажи мне фотографию своей семьи.

B.: Вот она. Это – моя жена, а это моя теща. Ей – 60, но она не выглядит на свой возраст.

А.: Она – пенсионер?

В.: Да, она не работает. Она живет в деревне и любит работать в своем саду.

А.: Я вижу, (что) ты ладишь со своей тещей.

В.: Да, мы никогда не ссоримся.

DIALOGUE 4

А.: Привет! Ты выглядишь расстроенным (upset).

В.: Да, моя жена сейчас находится в больнице после дорожно-транспортного происшествия (traffic accident).

А.: Она часто нарушает правила дорожного движения?

В.: Да, она – плохой водитель и часто нарушает правила дорожного движения.

А.: Передай привет жене!

DIALOGUE 5

А.: Когда у тебя отпуск?

В.: У меня отпуск летом, а у моей жены - зимой.

А.: Твоя жена интересуется зимними видами спорта?

В.: Нет, ее любимый вид спорта – плавание (swimming).

А.: Куда вы обычно ездите летом?

В.: Обычно мы навещаем моих родителей. Они живут недалеко от города Сочи.

DIALOGUE 6

А.: У тебя много свободного времени?

В.: Нет. У меня мало свободного времени.

А.: Что ты делаешь в свое свободное время?

В.: Зимой я играю в хоккей, а летом хожу в плавательный бассейн (swimming pool).

А.: Ты хорошо плаваешь?

В.: Нет, но я беру уроки плавания.

DIALOGUE 7

А.: Мой любимый вид спорта – борьба (wrestling). А ты интересуешься спортом?

В.: Нет, я – ленивый (lazy). В свободное время я люблю смотреть телевизор.

А.: Твои дети любят спорт?

В.: Нет. Мой сын интересуется компьютерными играми, а дочь любит читать книги.

А.: А как насчет твоей жены?
В.: Она любит ходить по магазинам.

DIALOGUE 8

А.: Позволь мне пригласить тебя на концерт в понедельник.
В.: Извини, но я занят(а) на работе.
А.: Пойдем в кино в субботу!
В.: Извини, но в субботу у меня урок английского языка.
А.: Как насчет вечеринки (party) в воскресенье?
В.: По воскресеньям я навещаю своих родственников.

6. Прочитайте и переведите эти тексты без помощи словаря.

LIFE STORIES

Text 1

Hi! My name is David Robertson. I am from London. I have a flat in London and a house in the country. I have a large swimming-pool in front of my house and a nice garden behind it. I have a new Rolls-Royce and much money in the bank.

I have a wife and two wonderful (замечательный) children. My son is nineteen and my daughter is sixteen years old. My son collects old watches (часы). My daughter is crazy about pop music. My wife looks like a million dollars! She often buys expensive (дорогой) dresses and goes to parties. She likes to invite friends to our parties, too. I love her very much.

My parents live in New-York. My father is very rich (богатый). He is the president of the bank. My mother does not work. She does not look her age.

I work in Metropolitan Police. My rank is colonel. I am Deputy Commissioner (DC) of Metropolitan Police. I have Assistant Commissioners (AC) and Deputy Assistant Commissioners (DAC) under my command. I am responsible for the control, operation and administration of the police in London. I like my job very much.

Life is great! I have everything!

Text 2

Look at this man! His name is Tom King. He is not from London. He is from Manchester, but he is in London now. Tom has a good job. He is a customs officer. He works at customs at London airport. He never has free time. He is very busy at work.

Tom is not married. He does not have a wife but he has a beautiful girl. She studies law at London University. They are going to marry in six months.

Tom has a good friend. His name is Terry Archer. Tom's friend works at Criminal Investigation Department of Metropolitan Police. He is an investigator. He usually deals with murders, robberies, thefts, rapes and other serious crimes..

Tom and Terry rent (арендовать) a flat in the north of London. They are good friends and get along very well.

Tom's parents live in Manchester. They do not have a big house. But they are not poor (бедный). They have a very nice flat. They are pensioners. They have much free time. Tom thinks life is all right.

Text 3

Hello! My name is Bill Morgan. I am Tom's friend, too. I am not like (похожий) my friend. I am lazy (ленивый). I do not work much every day and I do not make much money. I have a part-time job as a clerk in a district court. I am not rich because I don't like to work. I like to go to restaurants, to drink whisky and to travel (путешествовать).

I have a cheap (дешевый) car. I am a bad driver because I always break traffic rules. I am married. My wife is a policewoman. I often quarrel with my wife because she interrogates me about drinks and girls every evening. I am going to divorce her.

We live with my wife's parents in a small flat in the west of London.

I think my life is O.K. But my wife thinks I am a bad husband.

Text 4

Hello! I am John Smith. I am from London, too. I don't have any money. I don't have a job or a house or a car or a wife. I'm divorced and I don't have any children.

I have no mother. My father is in prison (тюрьма) for theft. I'm a thief, too. I steal (воровать) money and expensive cars. I want to steal Mr. Robertson's Rolls-Royce and to rob his father's bank. I want to be rich.

I don't have any hobbies and I don't have any friends.

Life is terrible (ужасный)! I don't have anything. Don't bug me!
(Отстаньте от меня)

(To be continued)

Выучите эти слова и выражения:



Commissioner of Metropolitan Police		комиссар столичной полиции	
Deputy Commissioner		заместитель комиссара	
Assistant Commissioner		помощник комиссара	
to think	думать	to want	хотеть
to steal	воровать	expensive	дорогой
to rob	грабить	cheap	дешевый
Rich	богатый	poor	бедный
wonderful	замечательный	terrible	Ужасный

7. Расскажите о своей жизни, используя следующие вопросы.

WHAT KIND OF LIFE DO YOU HAVE?

1. What's your name? 2. Where are you from? 3. Where do you live? 4. Do you have a house or a flat? 5. What's your job? 6. Do you like your job? 7. Are you married? 8. What does your wife look like? 9. Do you get along with your mother-in-law? 10. How many children do you have? 11. How old are your children? 12. What hobbies do they have? 13. Do you ever quarrel with your wife? 14. Where do your parents live? 15. Do you have a car? 16. Are you a good driver? 17. Do you want to buy an expensive car? 18. Do you have much free time? 19. What do you like to do in free time? 20. Are you interested in music? 21. Do you make much money? 22. What do you like to change in your life? 23. What do you think of your life?

8. Прочитайте текст и постарайтесь понять его содержание без помощи словаря. Найдите в тексте и запомните английские эквиваленты следующих выражений:

представитель местной власти / символ справедливости / авторитарное правительство / несправедливые законы

ROBIN HOOD: FACT OR FICTION?

Robin Hood is a fourteenth-century English hero. There are many stories, television series and several films about Robin Hood. Robin Hood is in many ways a criminal, because he robbed and killed the rich men in order to give the money to the poor. His major enemy (враг) was the Sheriff of Nottingham, a representative

of local government, but he also stole money from rich land owners (землевладельцы) and members of church (церковь).

Historical «detectives» try to find evidence for a real Robin Hood with little luck. There was an offender of that name but we do not know much about that man. What is certain is that for people Robin Hood is a symbol of justice in their fight against authoritative government and unfair laws.

9. Переведите текст на английский язык, не пользуясь словарем.

Позвольте мне представиться. Меня зовут Борис Фролов. Я – студент Академии управления МВД России. У меня много друзей в Академии. Я и мои коллеги работаем в полиции.

Мой родной город – Тверь. У меня хорошая квартира в центре города. Мои родители живут в деревне недалеко от Твери. Мой отец не работает. Он – пенсионер. Моя мать работает в банке. Она не выглядит на свой возраст и ей нравится ее работа.

Я женат. Моя жена преподает английский язык. Мой английский не очень хороший, и моя жена помогает мне изучить его. В свободное время нам нравится ходить в кинотеатр или театр.

У нас двое детей. Моему сыну – 16 лет, а дочери – 14 лет. Мой сын интересуется футболом, а дочь любит читать и смотреть американские фильмы. Мои дети похожи на меня.

Летом мы ездим в деревню навестить наших родителей. Мы всегда (always) хорошо проводим время с нашими родителями и детьми.

10. Ролевая игра.

- (А) Вы встретили своего старого друга. Выразите радость по поводу встречи, задайте ему вопросы на следующие темы:

- a) about the news;
- b) about his children;
- c) if he lives far from this cafe;
- d) how often he comes to this cafe;
- e) if he has a house or a flat;
- f) if he is married;
- g) if he is a student of the Academy;
- h) if his rank is captain of police;
- i) if he likes his job;
- j) if he has much free time;
- k) what he likes to do in free time;
- l) if he speaks good English etc.

- (В) Вы рады встрече со своим коллегой. Ответьте на его вопросы и спросите его:

- a) about his family;
- b) how many children he has;
- c) if his wife works;
- d) if he studies at the Academy;
- e) if he has a car;
- f) if he is a good driver;
- g) what his children are interested in;
- h) what his post is;
- i) if he has much free time;
- j) if football is his favorite sport;
- k) what his hobbies are etc.



GRAMMAR IN USE

1. Указательные местоимения

Единственное число	Множественное число
this – ЭТОТ (ЭТО)	these – ЭТИ
that – ТОТ (ТО)	those – ТЕ

2. Притяжательные местоимения

Единственное число	Множественное число
my – МОЙ	our – НАШ
your – ТВОЙ	your – ВАШ
his – ЕГО	their – ИХ
her – ЕЕ	
its – ЕГО, ЕЕ (неодушевленное)	

3. Спряжение глаголов в простом настоящем времени (Present Simple)

Утвердительная форма

I (we, you, they)	speak	(work, live)
he (she, it)	speaks	(works, lives)

Отрицательная форма

I (we, you, they)	do not (don't)	speak (work, live)
he (she, it)	does not (doesn't)	speak (work, live)

Вопросительная форма

Do	I (we, you, they)	speak (work, live) ...?
Does	he (she, it)	speak (work, live) ...?

Краткие ответы

Yes, I (we, you, they)	do.	No, I (we, you, they)	don't.
Yes, he (she, it)	does.	No, he (she, it)	doesn't.

Специальные вопросы

Where	do	you work?
What languages	do	they speak?
How many children	does	she have?
How much free time	does	he have?

Обратите внимание!

Вопрос к подлежащему задается без вспомогательного глагола
do/ (does):

Who speaks s good English?

4. Место наречий простого времени в предложении.

Наречия простого времени: *ever* (когда-нибудь), *never* (никогда), *always* (всегда), *often* (часто), *usually* (обычно), *sometimes* (иногда), *seldom* (редко), *every day/ week / month / year* (каждый день / неделю / месяц / год) употребляются:

После глагола «to be»:	Перед другими глаголами:
I am always busy on Monday.	I always visit my mother in summer.
He is often upset about his son.	He often reads English books.
They are usually at home in the evenings.	They usually play football on Sunday. или Usually they play football on Sunday.



EXERCISES

1. Заполните пропуски, выбрав правильное указательное местоимение: *this / these* или *that / those*.



1. ... are my family photos.



2. ... is a car.



3. ... are our children.



4. ... house is for sale. 5. ... is a London bus. 6. ... bags are not very heavy.



7. ... is a family album. 8. ... pullover is very big. 9. ... are my parents.



10. ... film is interesting. 11. ... cars are expensive. 12. ... house is old.

2. Переведите письменно на английский язык следующие предложения.

1. Этот офицер – русский, а тот офицер – американец. 2. Те полицейские – мои друзья. 3. Эта комната не очень удобная. 4. Дайте мне ту книгу. 5. Эти люди – преступники. 6. Покажите мне те фотографии. 7. Этот дом находится недалеко от станции метро. 8. Те девушки выглядят замечательно. 9. Эта проблема – не трудная. 10. Давайте познакомимся с этими новыми студентами.

3. Закончите предложения, употребив соответствующую форму притяжательного местоимения.

*Образец: Anna is from France. ... nationality is French
Anna is from France. Her nationality is French.*

1. Carl is from Germany. ... native language is German.
2. Jorge and Rob are from England. ... office is in London.
3. I am from Russia. ... nationality is Russian.
4. Kate is from Canada. ... parents are Canadian.
5. Frank is from the USA. But ... best friend is not American.
6. This girl is from China. But ... mother is not Chinese.
7. We are not from Spain. ... Spanish is so-so.
8. Bruno and Silvia are from Italy. ... house is not far from Milan.
9. These businessmen are from Japan. But ... colleagues are not Japanese.
10. You are not from Britain. ... nationality is not British.

4. Заполните пропуски, выбрав личное или притяжательное местоимение (HE или HIS; SHE или HER) в соответствии с данными визитными карточками.

Name: Michelle Dupres
Address: 28, Addison Road, London, W. 8.
Telephone: 985 23 01
Place of birth: Paris, France

Name: Ricardo Vargas
Address: 4, Woodville Avenue, London, S.E. 9.
Telephone: 704 55 96
Place of birth: San Paulo, Brasil

1. ... first name is Michelle.
2. ... address in England is 28, Addison Road, London, W. 8.
3. ... is Brazilian.
4. ... last name is Vargas.
5. ... telephone number is 985 23 01.
6. ... from San Paulo.
7. ... is French.
8. ... from Paris in France.
9. ... address in England is 4, Woodville Avenue, London, S.E. 9.
10. ... last name is Dupres.
11. ... telephone number is 704 55 96.
12. ... place of birth is Paris.
13. ... native city is San Paulo.

5. Заполните пропуски, выбрав соответствующее личное или притяжательное местоимение.

1. This is Victor Orlov. ... is a student of the Academy.
2. I work in police. ... job is very interesting.
3. Ricardo is from Brasil. ... nationality is Brazilian.
4. San Francisco is a big city. ... is in the west of America.
5. This girl plays tennis very well. ... name is Mary.
6. My colleagues are students. ... live in a hostel.
7. We are Russian. ... native city is Moscow.
8. My friend is married. ... wife is a doctor.
9. Our children go to school. ... names are Peter and Jane.
10. I have a nice flat. ... is not large but very comfortable.
11. Alex is a customs officer. ... is very busy in summer.
12. You are not Russian. What is ... nationality?
13. She lives in a hotel. ... room number is 608.
14. We study English. ... English is not very good.

6. Раскройте скобки, употребив глагол в правильной форме.

*Образец: I (speak) good English. – I speak good English.
He (speak) good English. – He speaks good English.*

1. My friend (play) football very well.
2. Nick and I (work) at customs.
3. The city museum (close) at 5 o'clock in the evening.
4. Mary (teach) mathematics to young children.
5. They (live) in a comfortable flat.
6. He (have) two children.
7. My brother (work) in a bank.
8. Margaret (speak) four languages.
9. We (visit) our parents every holiday.
10. In Britain the banks usually (open) at 9.30 in the morning.
11. I (go) to the Academy five days a week.
12. My son (like) to play computer games.

7. Измените предложения в соответствии с образцом:

*Образец: We go to the Academy five days a week. (He ...)
He goes to the Academy five days a week.*

1. My friend studies English. (I ...)
2. We have a small flat. (My brother ...)
3. Our parents live in the country. (Our uncle ...)
4. You look wonderful. (Your wife ...)
5. I work at the Patrol Department. (He ...)
6. Lawyers protect their clients' rights. (This lawyer ...)
6. I work as a judge. (She ...)
7. My friends always break traffic rules. (My aunt ...)
8. We speak good English. (My sister ...)
9. I visit my grandmother every weekend. (He ...)
10. She has many relatives. (You ...)

8. Вставьте пропущенные глаголы вместо пропусков.



Let me ... myself.
My name ... Alex.
I ... a police manager.



This ... my wife.
She ... a doctor.
She ... in a hospital.



My wife ... a very good cook.
She ... cooking lessons.



My wife ... a holiday now.
She ... in Sochi at the moment.



We ... in the centre of the city.
The traffic ... very heavy there.



We also ... a car.
It ... old and not expensive.



I ... a very bad driver.
I always ... traffic rules.



I ... not interested in sports.
But I ... gymnastics every morning.



We ... a son.
His name ... Tom.
He ... to watch TV.



Our son ... guitar.
But he sing very well.



Tom ... crazy about computers.
He ... computer courses.



I ... to work at 9 o'clock a.m.
I ... along with colleagues very well.



This ... my wife's brother.
He ... an artist.



He ... divorced.
He ... his shirts himself.



These ... my parents.
They ... in the country.



I ... home at 7 p.m.
At 8 p.m. I and my wife ... dinner.



In the evenings we usually
... TV.



On Sundays we sometimes ...
to the cinema.

9. Задайте общие вопросы, заполнив пропуски правильной формой вспомогательного глагола (DO или DOES).

1. ... he speak Italian? 2. ... you work in police? 3. ... we live in Russia?
4. ... Mr. Johnson have a family? 5. ... they live in a hostel? 6. ... your friend have
a flat in Moscow? 7. ... she quarrel with her husband? 8. ... your uncle break traffic

rules? 9. ... you want to see historical places of London? 10. ... we work on Sundays? 11. ... he get along with his mother-in-law? 12. ... you study at the Academy of Management of the Interior Ministry of the Russian Federation? 13. ... your son like to play computer games? 14. ... you invite friends to your birthday party? 15. ... your wife have many relatives?

10. Задайте общие вопросы с DO или DOES:

- | | |
|--|-------------------------------|
| 1. I like chocolate. And you? | <i>Do you like chocolate?</i> |
| 2. I play tennis. And Mary? | <i>Does Mary play tennis?</i> |
| 3. You live in a hostel. And your friends? | |
| 4. I like classical music? And they? | |
| 5. You speak English. And your brother? | |
| 6. Tom studies criminal law. And you? | |
| 7. They have a car. And she? | |
| 8. I don't smoke. And your son? | |
| 9. Mr. Smirnov teaches civil law. And you? | |
| 10. He works in a bookshop. And Peter? | |

11. Дайте краткие и полные положительные ответы на эти вопросы.

*Образец: Do you speak English? – Yes, I do. I speak English.
Does he speak English? – Yes, he does. He speaks English.*

1. Do you speak English? 2. Does Victor Orlov study at the Academy? 3. Do you live in a hostel? 4. Does your friend have a family? 5. Do we have little free time? 6. Do they work in police? 7. Does your daughter like dances? 8. Does this boy go to school? 9. Do they have a nice flat? 10. Does she like Moscow? 11. Do you like English lessons?

12. Дайте краткие и полные отрицательные ответы на эти вопросы.

*Образец: Do you speak English? – No, I don't. I don't speak English.
Does he speak English? – No, he doesn't. He doesn't speak English.*

1. Do we live in the United States? 2. Does your friend speak German? 3. Do his friends study at the Academy? 4. Do you read English books? 5. Does Peter play hockey? 6. Do you teach criminal law? 7. Does he have a car? 8. Do you go to the Academy every day? 9. Does he work at customs? 10. Do they like to see monuments? 11. Does your wife get along with your parents?

13. Задайте специальные вопросы к следующим предложениям.

*Образец: I have a family. (What?) - What do you have?
He has a family. (What?) - What does he have?*

1. I live in Moscow. (Where?) 2. He teaches civil law. (What?) 3. She speaks French and German. (What languages?) 4. They like Moscow. (Why?) 5. My friend plays football very well. (How?) 6. In summer I have a holiday. (When?) 7. Helen and Mary like dances? (Who?) 8. My son goes to school. (Where?) 9. We have many problems. (What?) 10. He studies at the Academy. (Where?) 11. They visit their parents on Sundays. (When?) 12. These officers live in the USA. (Who?)

14. Раскройте скобки, составив из следующих слов общие и специальные вопросы.

1. (you / like / football?)	<i>Do you like football?</i>
2. (where / live / your / parents?)	<i>Where do your parents live?</i>
3. (what / you / do / in the evenings?)
4. (your / brother / have / a car?)
5. (when / he / have / a holiday?)
6. (why / they / like / Moscow?)
7. (this officer / work / in municipal police?)
8. (how / often / you / go / to the cinema?)
9. (who / read / English books?)
10. (she / visit / her / parents / in summer?)

15. Задайте общие и специальные вопросы, обращая внимание на разные способы их выражения.

*Образец: 1. I work in police. – Do you work in police?
Where do you work?
2. I am a policeman. – Are you a policeman?
What is your job?*

1. I am a student of the Academy of Management of the Interior Ministry. 2. We study civil and criminal law. 3. He is a patrol officer. 4. He works at the district department of police. (Where?) 5. My friends are from Sochi. 6. She likes sports. (Why?) 7. Our hostel is not far from the Academy. 8. My parents live in the country. (Who?) 9. My mother is a pensioner. 10. I have two sons. (How many?) 11. My daughter is 12 years old. (How old?) 12. He is not married. 13. His name is Vladimir. (What?) 14. He visits his parents every summer. (How often?)

15. My sister speaks good French. (What language? 16. They are interested in politics. 17. Our children like to play computer games.

16. Сделайте эти предложения отрицательными.

Образец: I speak good English.

I don't speak good English.

He speaks good English.

He doesn't speak good English.

1. I play basketball very well.
2. Nick has a car.
3. They live in Sochi.
4. We work very hard.
5. He likes pop music.
6. She drives a car well.
7. You visit me every Sunday.
8. I drink much coffee.
9. We go to the cinema every weekend.
10. This officer works at customs.
11. You read many English books.
12. My sister likes to see monuments.

17. Напишите о себе / своем друге, употребив утвердительную и отрицательную формы глаголов.

Образец:

1. (work in a bank) *I don't work in a bank but my friend works in a bank.*
2. (be a militiaman) *I am a policeman but my friend is not a policeman.*

1. (eat in restaurants)
2. (be interested in sports)
3. (play football)
4. (have little free time)
5. (live in a hostel).....
6. (speak good English).....
7. (have a car)
8. (be married)
9. (have three children)
10. (study at the Academy).....
11. (go to Sochi every summer)

12. (read many German books).....
13. (drink much beer).....
14. (be interested in classical music).....
15. (smoke).....

18. Переведите предложения на русский язык. Обратите внимание на место наречий простого времени в предложении.

1. I am never late for work. 2. Sometimes we go to the country for a weekend. 3. He often goes to museums. 4. Do you always help your parents? 5. We play football every week. 6. Do you ever break traffic rules? 7. Does your friend usually invite you to his birthday party? 8. Police officers never have much free time. 9. It is seldom very cold here in winter. 10. My grandparents are always interested in good news.

19. Вставьте наречия в следующие предложения.

1. He quarrels with his mother-in-law. (sometimes)
2. They are at home on Sundays. (usually)
3. We visit our relatives in summer. (always)
4. My subordinates work ten hours a day. (often)
5. Do you break traffic rules? (ever)
6. I eat in restaurants. (never)
7. He is glad to meet new people. (always)
8. I deal with offences. (every week)
9. This officer has a holiday in autumn. (usually)
10. I am ill. (seldom)
11. I have much free time. (never)

20. Переведите предложения на английский язык. Обратите внимание на разные способы образования повелительных предложений (просьб, приказов, пожеланий) в английском языке.

Образец: а) Идите домой! – Go home!

б) Не уходите домой! – Don't go home!

в) Давайте пойдём домой! – Let's go home!

а) 1. Позвони мне в 5 вечера. 2. Встретимся в это воскресенье. 3. Представьте мне вашу сестру, пожалуйста. 4. Желаю Вам хорошо провести время в Москве! 5. Запишите его адрес и номер телефона.

b) 1. Не беспокойтесь о ее работе. 2. Не звоните мне в воскресенье. 3. Не встречайте меня вечером. 4. Не говорите по-английски. 5. Не курите в комнате!

с) 1. Давайте позвоним моему другу! 2. Давайте пойдем в наше общежитие! 3. Давайте пойдем к тому такси! 4. Давайте посмотрим этот фильм! 5. Давайте встретимся через 2 часа.

21. Вставьте предлоги вместо пропусков.


1. Charlie is ... the hospital ... the moment.
2. Do you read books ... England?
4. My son studies law ... the University.
5. Do you go ...work ... bus?
6. His house is not far ... the Metro station.
7. Her friend is a student ... our group.
8. The next bus is ... 10 minutes.
9. I live ... a small but comfortable room.
10. My colleagues are ... the football match now.
11. The next meeting is ... 15th of April.
12. Helen studies languages ... University.
13. This train stops ... every station.
14. Silvia is ... Milan ... the moment.
15. I like my room ... the hostel.
16. This officer works ... the Personnel Department.
17. Our children are ... school now.
18. Say hello ... your friend's sister.
19. Don't go ... Sochi this summer.
20. I am usually ... home ... 9 o'clock ... the evening.

UNIT 2

TALKING ABOUT WORK IN POLICE



1. Запомните эти слова и выражения.



What's your profession (job)?

I work

- as an investigator.
- as a detective.
- as a manager

What's your rank?

sergeant

lieutenant

senior lieutenant

captain

major

lieutenant-colonel

colonel

general

lieutenant-general

What is your department?

Criminal Investigation

Department

Criminal Investigative Branch

Economic Crime Control

Department

Traffic Control Department

Какая у Вас профессия (работа)?

Я работаю

- следователем
- оперуполномоченным
- руководителем

Какое у Вас звание?

сержант

лейтенант

старший лейтенант

капитан

майор

подполковник

полковник

генерал

генерал-лейтенант

Какое Ваше управление (отдел)?

Управление уголовного розыска

Следственное управление

Управление по борьбе с экономической преступностью

ГИБДД

Patrol Department (Public Order Protection Department)
Personnel Department
General Department
municipal (district, regional) police department

What is your post?

I am a police manager.

I am chief / deputy chief of police department (division).

What are your duties?

I am responsible for control and administration of police department.

I make administrative decisions.

I have subordinates (under my command).

I give orders and instructions to my subordinates.

I direct the activity of my subordinates.

I delegate tasks and duties to my subordinates

I inspect and evaluate the activity (activities) of my subordinates.

I make reports.

I supervise professional and moral standards of my subordinates' behavior.

What do your subordinates do at work?

They deal with:

- crimes and criminals.
- offences and offenders.

- murders and murderers.
- robberies and robbers.
- thefts and thieves.

They investigate crimes.

Управление по охране общественного порядка

Отдел кадров

Главное управление

городское (районное, областное)

управление полиции

Какая у Вас должность?

Я – руководитель полицейского подразделения

Я – начальник / зам. начальника управления (отдела) полиции.

Какие у Вас обязанности?

Я отвечаю за руководство и управление полицейским управлением (отделом).

Я принимаю управленческие решения.

Я имею подчиненных (под моим руководством).

Я даю приказы и инструкции своим подчиненным.

Я руковожу деятельностью моих подчиненных.

Я даю задания и (распределяю) обязанности своим подчиненным.

Я инспектирую и оцениваю деятельность (действия) моих подчиненных.

Я составляю отчеты.

Я надзираю за профессиональными и моральными нормами поведения моих подчиненных.

Чем Ваши подчиненные занимаются на работе?

Они имеют дело с:

- преступлениями и преступниками.
- правонарушениями и правонарушителями.
- убийствами и убийцами.
- грабежами и грабителями.
- кражами и ворами.

Они расследуют преступления.

They search a crime scene.	Они осматривают место преступления.
They collect evidence.	Они собирают улики.
They interrogate witnesses and victims.	Они допрашивают свидетелей и потерпевших.
They arrest criminals.	Они арестовывают преступников.
They wear a uniform.	Они носят форму.

2. Найдите русские эквиваленты этих выражений.

1) to delegate tasks to subordinates; 2) to work as an investigator; 3) deputy chief of Criminal Investigation Department; 4) to control the operation of the department; 5) car theft; 6) to deal with offences; 7) to make reports; 8) to wear a uniform; 9) to search a crime scene; 10) under command; 11) to make administrative decisions; 12) to deal with robbers; 13) to collect evidence; 14) to give orders and instructions to subordinates; 15) to arrest criminals; 16) to evaluate the activity of subordinates; 17) to interrogate witnesses; 18) bank robbery; 19) to inspect operation of a department; 20) to deal with a victim; 21) to direct the activity of subordinates; 22) to investigate crimes; 23) to arrest a thief; 24) to be responsible for administration of police department; 25) Public Order Protection Department; 26) to supervise professional and moral standards of behavior.

1) расследовать преступления; 2) осматривать место преступления; 3) принимать административные решения; 4) носить форму; 5) составлять отчеты; 6) собирать улики; 7) ограбление банка; 8) под руководством; 9) руководить деятельностью управления; 10) заместитель начальника уголовного розыска; 11) давать задания своим подчиненным; 12) кража автомобиля; 13) заниматься потерпевшим; 14) руководить деятельностью подчиненных; 15) иметь дело с грабителями; 16) Управление по охране общественного порядка; 17) работать следователем; 18) давать приказы и инструкции своим подчиненным; 19) иметь дело с правонарушениями; 20) оценивать деятельность подчиненных; 21) арестовывать преступников; 22) отвечать за руководство полицейским управлением; 23) допрашивать свидетелей; 24) арестовать вора; 25) инспектировать деятельность управления; 26) надзирать за профессиональными и моральными нормами поведения.

3. Закончите следующие предложения, выбрав подходящие по смыслу слова.

What do these people do?

(deal with; investigate; make; break; search; collect; interrogate; arrest; wear; have; kill; delegate)

1. These officers are investigators. They usually ... victims and witnesses.
2. My brother is a detective. He often ... criminals.
3. I work in municipal police. I ... offences and offenders.
4. They work at the Economic Crime Control Department.
They ... economic crimes.
5. Police officers always ... a crime scene.
6. Criminals often ... laws.
7. Police leaders ... orders and instructions to their subordinates.
8. This officer ... 10 subordinates under his command.
9. Patrol officers always ... uniform when they are on duty.
10. Chief of police department ... tasks to his subordinates.
11. Contract murderers ... people for money.
12. Investigators ... evidence on a crime scene.
13. Police managers ... administrative decisions.

Where do these people work?

1. These officers investigate thefts, robberies and murders.
They work at
2. He deals with traffic accidents. He works at ...
3. They investigate traffic accidents. They work at ...
4. We deal with police personnel. We work at ...
5. These officers deal with the street crime. They work at ...
6. He often interrogates criminal leaders. He works at ...
7. Our department coordinates and controls the work of all police agencies. I work at ...
8. This officer is responsible for the public order protection in the city. He is chief of

What are these people's jobs (posts)?

1. My friend protects clients in court. His job is
2. This officer arrests criminals. He works as
3. They interrogate witnesses and victims. They are
4. We patrol streets. We are
5. I assist chief of Traffic Control Department. My post is

6. This man robs banks. He is
7. We work at customs. We are
8. This man kills people. He is
9. He makes administrative decisions. He is
10. This officer deals with street offences. His job is
11. My brother works in militia and has many subordinates, He is
12. These people break laws. They are
13. I direct the activity of patrol officers. My post is

4. Прочитайте и переведите эти диалоги. Выучите выделенные слова и выражения.

TALKING ABOUT WORK IN POLICE



DIALOGUE 1

Alex: Hi, Mike! How are you?

Mike: I'm fine, thank you. And how are you?

Alex: I'm OK! I had *a promotion* (*повышение по службе*) last week.

Mike: Congratulations! What's your new post?

Alex: I'm chief of the district Criminal Investigation Department.

Mike: What do you do at work?

Alex: I am responsible for the operation, control and administration of this police department. I direct the activity of my subordinates.

Mike: How many subordinates do you have?

Alex: I have 32 subordinates under my command.

Mike: What do your subordinates do at work?

Alex: They deal with criminals and offenders. They investigate crimes. They interrogate witnesses and victims, search a crime scene and collect evidence.

Mike: What kind of crimes do they usually investigate?

Alex: They usually deal with murders, robberies and thefts.

Mike: What are your functions as a police manager?

Alex: I control the operation of my department, coordinate, inspect and evaluate the activity of my subordinates. I also make reports for the police top management.

Mike: It was good to see you Alex! Good bye and good luck!

Alex: Bye!

DIALOGUE 2

Peter: Hello, Boris! How are you?

Boris: Hi, Peter! I'm very well. And you?

Peter: I'm fine. I have a new **appointment** (*назначение*).

Peter: Really? Where do you work now? What's your new position?

Boris: I'm chief of the municipal Patrol Department. I am responsible for public order protection in our city.

Peter: Do you have many subordinates?

Boris: Yes, I have more than 200 subordinates under my command.

Peter: What do your subordinates do?

Boris: They patrol streets and deal with the street crime.

Peter: What is the most typical street crime in your city?

Boris: I think it is a car theft.

Peter: What do you do as a police manager?

Boris: I make administrative decisions and give orders and instructions to my subordinates.

Peter: What's your rank now?

Boris: I'm colonel.

Peter: My congratulations! Let me invite you to a cafe.

Boris: Thank you. I'm afraid, I must go now. Say hello to your wife.

Peter: Good-bye.

DIALOGUE 3

Alex: Hello, Peter! How are you?

Peter: I'm fine. And what about you?

Alex: I'm very well. You have a new post. Is it true?

Peter: Yes, I am deputy chief of the district Traffic Control Department now. I delegate tasks and duties to my subordinates and control their activity.

Alex: What do your subordinates do at work?

Peter: They stop drivers for speeding and breaking traffic rules. They investigate traffic accidents.

Alex: Is it difficult to be a police leader?

Peter: Yes, it is. It is very difficult to make administrative decisions and to control the effective operation of the department.

Alex: Do your subordinates *take bribes* (*брать взятки*)?
Peter: I hope, they don't. *I do my best* (*Я делаю все возможное*) to protect high standards of professional and moral ethics at my department.

DIALOGUE 4

Victor: Hello, Nick! I'm so glad to meet you!
Nick: I'm glad to meet you, too.
Victor: How's life? Do you have any news?
Nick: Yes, I have a wonderful news! I'm married!
Boris: Really? My congratulations! What's your wife's name?
Peter: Her name is Mary. She works at the Personnel Department of the regional police.
Boris: What does she do at work?
Peter: She deals with officers' *complaints* (*жалобы*) and offenses.
Boris: Really? It's interesting! Give my regards to your wife. Bye!
Peter: Good-bye!

5. Ответьте на вопросы американского репортера.



TAKING AN INTERVIEW

Reporter: My name's Terry Wilson. I'm an American reporter. I am going to write an article about a Russian police manager's life and work. Let me ask you some questions. What's your name?

You:

Reporter: Are you Russian?

You:

Reporter: Where are you from? What's your native city?

You:

Reporter: How old are you?

You:

Reporter: Are you married? Do you have children?

You:

Reporter: What's your rank?

You:

Reporter: What's your post? Are you chief of police department?

You:

Reporter: What kind of police department do you manage?

You:

Reporter: How many subordinates do you have?

You:

Reporter: What do your subordinates do at work?

You:

Reporter: What kind of crimes do they usually deal with?

You:

Reporter: How often do they deal with serious crimes?

You:

Reporter: Do they arrest criminals?

You:

Reporter: What do you do as a police manager?

You:

Reporter: What is your major administrative function?

You:

Reporter: Do you work on Sundays?

You:

Reporter: Do you wear a uniform when you do not work?

You :.....

Reporter: When do you come home after work?

You:

Reporter: Do you make much money?

You:

Reporter: How much free time do you have?

You:

Reporter: Do you like your job? Why?

You :.....

Reporter: What do you think of your life? Is your life great?

You:

Reporter: Thank you for the interview. Good luck and good-bye.

6. Переведите эти диалоги на английский язык.



DIALOGUE 1

А.: Привет! Какие (у тебя) новости?

В.: Мой брат собирается навестить меня в субботу.

А.: А где он работает?

В.: Он работает оперативником в отделе по борьбе с экономическими преступлениями.

А.: Какое у него звание?

В.: Он – капитан милиции.

DIALOGUE 2

А.: Здравствуйте. Это районное отделение милиции?

В.: Да. Что случилось?

А.: Я собираюсь заявить (to report) об ограблении квартиры.

В.: Вы свидетель или потерпевший? Как(ая) Ваша фамилия?

А.: Меня зовут Я живу на улице Флотская на севере Москвы.

DIALOGUE 3

А.: Кто будет расследовать это убийство?

В.: Полковник Иванов отвечает за расследование этого преступления.

А.: А где он (находится) сейчас?

В.: Он и его подчиненные находятся на месте преступления в настоящий момент.

А.: Трудно иметь дело с заказным (contract) убийством. Желаю удачи!

DIALOGUE 4

А.: Я – журналист. Расскажите мне о своей работе в полиции. Какая у Вас должность?

В.: Моя должность – начальник уголовного розыска.

А.: Какие преступления Вы расследуете?

В.: Мы расследуем кражи и грабежи.

А.: Чем занимаются Ваши подчиненные?

В.: Они собирают улики, осматривают место преступления и допрашивают свидетелей.

DIALOGUE 5

А.: У тебя новая должность. Мои поздравления!

В.: Да, я теперь начальник районного отдела полиции.

А.: Какие у тебя обязанности?

В.: Я отвечаю за руководство и управление моим отделом, даю приказы и инструкции подчиненным.

А.: Сколько у тебя подчиненных?

В.: У меня 200 офицеров под моим руководством.

А.: Желаю удачи!

DIALOGUE 6

А.: Сколько заявлений потерпевших о кражах автомобилей Вы имеете в настоящий момент?

В.: У нас есть заявления пяти потерпевших.

В.: У Вас есть свидетели?

А.: Да, у нас есть один свидетель. Я собираюсь допросить его через 2 часа.

DIALOGUE 7

А.: Вы работаете в полиции?

В.: Да. Я занимаюсь преступниками и преступлениями.

А.: Вы расследуете убийства и грабежи?

В.: Нет. Я работаю в ГИБДД и занимаюсь дорожно-транспортными происшествиями.

А.: А какое у Вас хобби?

В.: Я коллекционирую старые книги.

DIALOGUE 8

А.: Вы – руководитель полицейского управления. Какие у Вас профессиональные обязанности?

В.: Я даю задания и распределяю обязанности моим подчиненным.

А.: Как Вы контролируете деятельность своих подчиненных?

В.: Я осуществляю надзор за профессиональными и моральными нормами поведения моих подчиненных.

DIALOGUE 9

А.: Чем Вы занимаетесь на работе? Какая у Вас должность?

В.: Я – руководитель областного управления полиции. Я руковожу деятельностью моего управления и принимаю административные решения.

А.: Вы занимаетесь отчетами?

В.: Да, я составляю отчеты для высшего руководства полиции (police top management).

7. Переведите оставшуюся часть диалога на английский язык.

INTERROGATING THE WITNESS

Investigator: Mr. Harrison, I'm an investigator of the Internal Security Department. Let me ask you some questions about the man you know very well. He is one of your subordinates.

Mr. Harrison: I'm glad to help you, officer.

Следователь: Он работает следователем?

М-р Гаррисон: Да, он работает следователем в следственном управлении.

Следователь: Когда он обычно приходит на работу?

М-р Гаррисон: Он обычно приходит на работу в 9 утра.

Следователь: Где он обычно обедает?

М-р Гаррисон: Он всегда обедает в кафе.

Следователь: Где он встречается с потерпевшими и свидетелями?

М-р Гаррисон: Он встречается с потерпевшими и свидетелями в своем офисе.

Следователь: Где находится его офис?

М-р Гаррисон: Его офис находится недалеко от здания суда (court).

Следователь: С какими преступлениями он обычно имеет дело?

М-р Гаррисон: Он обычно имеет дело с убийствами, ограблениями и воровством.

Следователь: Как часто он занимается убийствами?

М-р Гаррисон: Каждый год.

Следователь: Он женат?

М-р Гаррисон: Нет. Но он собирается жениться через месяц.

Следователь: Как выглядит его девушка?

М-р Гаррисон: Она очень красивая.

Следователь: Что он делает после работы?

М-р Гаррисон: Он часто смотрит телевизор. Иногда он навещает своих друзей.

Следователь: Он когда-нибудь говорит о своей работе?

М-р Гаррисон: Нет, никогда.

Следователь: Благодарю Вас, мистер Гаррисон. До свидания.

М-р Гаррисон: Всегда рад Вам помочь. До свидания.

8. Прочитайте и переведите текст с помощью словаря.

PRINCIPLES OF POLICE MANAGEMENT

In any organization there are major areas of work: 1) administration; 2) supervision; 3) operations.

In the first category the manager acts as the leader of the police organization and directs its day-to-day activities. As the leader of the police organization, the manager makes decisions and gives orders. A police manager should seek advice from local community leaders as well as from top-management staff and experts in law enforcement. An important part of police management is coordination:

1) the need to coordinate police agencies with other private and public agencies in the community and 2) the achievement of basic coordination in the police department itself. Running any law enforcement agency is like running a corporation but expending many public, not private dollars.

The supervisor's position in the police organization is a link between line employees and management. The functions of a supervisor are: 1) reporting and communicating; 2) evaluation and inspection; 3) community relations; 4) planning; 5) ethics; 6) control and resource utilization; 7) teaching and directing.

Any police agency is a line and staff organization. It has 1) line functions; 2) staff or administrative functions; 3) service functions.

These line functions are normal for most of today's police agencies: 1) patrol, 2) traffic, 3) investigation, 4) vice, 5) juvenile. The patrol function is central to law enforcement. The patrol officer deals with everything which happens in the streets of the jurisdiction. The traffic function deals with accident investigations and traffic enforcement. The major function of the investigative unit is the preparation of cases for prosecution after arrest. Vice units investigate such crimes as pornography, prostitution etc. The juvenile units work closely with juveniles, parents, and juvenile authorities.

Обратите внимание на перевод герундия (отглагольного существительного)!

to run a corporation, running a corporation – руководить корпорацией,
руководство корпорацией

to report a crime, reporting a crime – зарегистрировать преступление,
регистрация преступления

9. Переведите текст на английский язык, не прибегая к помощи словаря.

Позвольте мне представиться. Меня зовут Борис Фролов. Я работаю в полиции. Мое звание – полковник полиции. Я – руководитель полицейского подразделения. Я – начальник отдела уголовного розыска в городе Тверь. Я отвечаю за деятельность, руководство и управление этого полицейского отдела.

У меня 27 подчиненных под моим руководством. Каждый день я даю приказы и инструкции своим подчиненным. Моя функция – инспектировать деятельность моих подчиненных. Я также (also) оцениваю то, как они расследуют преступления. Их задача – осмотреть место преступления, собрать все улики, допросить свидетелей и потерпевших.

Мои подчиненные часто имеют дело с кражами, грабежами и убийствами. Я руковожу деятельностью моих подчиненных, даю им задания и принимаю управленческие решения. Я также составляю отчеты для высшего руководства полиции (top management).

Мне нравится моя работа. Она трудная, но интересная. Я делаю все возможное, чтобы поддерживать высокий уровень профессиональной и моральной этики в моем подразделении.

9. Расскажите на английском языке о своей работе в качестве начальника органа внутренних дел.

10. Ролевая игра.

А.: Вы встречаете своего коллегу, который недавно был назначен на руководящую должность. Поздравьте своего коллегу с новой должностью, расспросите его о новых обязанностях, количестве подчиненных, о том, как он контролирует деятельность своего подразделения и руководит своими подчиненными. Ответьте на вопросы собеседника.

В.: Вы встречаете своего коллегу, который работает оперативным работником уголовного розыска. Расспросите его о профессиональных обязанностях детектива, о наиболее типичных преступлениях, которыми занимается его отдел, об отношениях с коллегами и начальником. Ответьте на вопросы собеседника.



GRAMMAR IN USE

1. Притяжательный падеж имени существительного

My friend' <u>s</u> name is Victor.	Имя моего друга – Виктор.
My friends' <u>names</u> are Boris and Victor.	Имена моих друзей – Борис и Виктор.
My mother-in-law' <u>s</u> name is Helen.	Имя моей тещи – Елена.

Обратите внимание!

Притяжательный падеж употребляется только с существительными, обозначающими **людей** и не употребляется с большинством **неодушевленных** существительных.

Например:

My father's car – автомобиль моего отца

НО

My car speed – скорость моего автомобиля

2. Перевод конструкции «to be going to do something»

to be going to do something	собираться что-либо сделать
I am going to marry.	Я собираюсь жениться.
I am not going to marry.	Я не собираюсь жениться.
Are you going to marry?	Ты собираешься жениться?
Yes, I am. No, I am not.	Да. Нет.
Why are you going to marry?	Почему ты собираешься жениться?
When are you going to marry?	Когда ты собираешься жениться?

3. Местоимения в объектном падеже

Именительный падеж	Объектный падеж
I – я	me – меня, мне
you – ты	you – тебя, тебе
he – он	him – его, ему
she – она	her – ее, ей
it – он, она, оно (неодушевленное)	it – его, ее, ему, ей
we – мы	us – нас, нам
you – вы	you – вас, вам
they – они	them – их, им

Запомните эти новые местоимения!

Give me / him / her /us /them ...
Дайте мне / ему / ей / нам / им ...



EXERCISES

1. Измените выражения, употребив существительные в притяжательном падеже.

Образец: room of my father – my father's room

1) office of our chief; 2) relatives of my wife; 3) house of their father-in-law; 4) clients of this lawyer; 5) complaints of people; 6) children of my sister; 7) visit of my friends; 8) post of this officer; 9) mother-in-law of my best friend; 10) photo of his brothers; 11) wedding party of my aunt; 12) murder of a young girl; 13) a car of our deputy chief; 14) a book of my best friend; 15) problems of my colleagues; 16) major function of this manager.

2. Закончите эти предложения, употребив существительные в притяжательном падеже.

*Образец: David and Sue are husband and wife. David is
David is Sue's husband.*

1. Ann has a car.
This is
2. The king lives in a very beautiful palace.
The is very beautiful.
2. My sister was born on the 28th of June.
The 28th of June is
4. Mr. and Mrs. Smith have a daughter, Mary.
Mary is
5. I live in the house of my aunt.
I live in
6. The job of my brother is very interesting.
My is very interesting.
7. My friend speaks English very well.
My is very good.
8. The function of my subordinates is to search a crime scene.
My is to search a crime scene.
9. Peter likes football very much.
Football is ... favourite ...
10. My son has a friend who is crazy about computers.
My is crazy about computers.

3. Найдите предложения, в которых допущены ошибки.

Исправьте неправильные предложения. Объясните, какое грамматическое правило было нарушено при употреблении притяжательного падежа.

1. Do you like this car's colour?
2. I always go to Helen's parties.
3. The hotel's manager is on holiday at the moment.
4. Paul is a man's name. Paula is a woman's name.
5. I often meet Mr. Smith's wife in this restaurant.
6. He usually parks his car at the street's end.
7. What is this village's name?
8. When is your mother's – in law birthday?
9. My grandparents' house is not far from the Metro station.
10. What is the station's telephone number?
11. His aunt's wedding party is in two weeks.

12. This is my brothers's photo.
13. This is her son's favourite computer game.
14. This houses's windows are very big.
15. My father-in-law's job is not very difficult.

4. Переведите эти выражения на английский язык, используя притяжательный падеж существительных.

1) комната моего друга; 2) жалоба потерпевшего; 3) дочь моей сестры; 4) загородный дом моих родителей; 5) должность моего мужа; 6) день рождения его мамы; 7) книга его сына; 8) осмотр квартиры преступника; 9) форма полицейского; 10) офис заместителя начальника; 11) проблемы моих подчиненных; 12) автомобиль их дяди; 13) свадьба нашей родственницы; 14) компьютер моего внука; 15) возраст его тещи; 16) обязанности его подчиненных; 17) приказ нашего начальника; 18) доклад моего заместителя.

5. Переведите предложения на русский язык.

1. I am going to marry. 2. Are you going to investigate this murder? 3. When are you going to visit your mother-in-law? 4. He is going to study civil law. 5. Where are you going to play football? 6. The detectives are going to arrest criminals. 7. She is not going to divorce her husband. 8. Who is going to interrogate this victim? 9. Are you going to quarrel with me? 9. Is he going to search a crime scene? 10. I am not going to work as a customs officer. 11. Who is going to investigate this robbery? 12. Are you going to deal with my complaint? 13. I am not going to make this administrative decision. 14. When are you going to inspect this police division? 15. How are you going to evaluate the activity of your subordinates?

6. Задайте общие и специальные вопросы к этим предложениям.

1. I am going to visit my parents on Sunday. (When?) 2. My friends are going to play football tomorrow. (Who?) 3. This officer is going to deal with the bank robbery. 4. He is going to interrogate a witness. (Where?) 5. We are going to have a good time in summer. 6. Policemen are going to arrest a murderer. (What?) 7. My wife is going to divorce me. (Why?) 8. I am not going to wear uniform on Sunday. 9. My subordinates are going to search the crime scene. (How?) 10. My brother is going to have a new post. (What?)

7. **Задайте общие и специальные вопросы к этим предложениям. Обратите внимание на разные способы выражения вопросов.**

*Образец: 1. I work as a detective. – Do you work as a detective?
Why do you work as a detective?
2. I am a detective. – Are you a detective?
Why are you a detective?
3. I am going to be a judge. – Are you going to be a detective?
Why are you going to be a detective?*

1. I am going to be a lawyer. 2. My friend investigates thefts. (What?) 3. He is an inspector. 4. This officer deals with a robbery. 5. My brother is chief of Economic Crime Control Department. 6. She often breaks traffic rules. (Why?) 7. We deal with offences and offenders. (Who?) 8. His work is very interesting. 9. My mother lives in a small house in the country. (Where?) 10. My colleagues interrogate witnesses and victims. (What?) 11. I have two sons. (How many?) 12. My father-in-law is a pensioner. 13. I don't wear uniform on Sunday. 14. My elder son is 10. (How old?) 15. My daughter is crazy about pop music. 16. She is going to study English this year. (When?) 17. She often goes to parties. (What parties?) 18. His post is deputy chief of Patrol Department. (What?) 19. He likes his job very much. 20. He is going to visit me on Sunday. (Why?)

8. **Переведите эти предложения на русский язык. Обратите внимание на перевод местоимений в именительном и объектном падежах.**

1. **I** know Ann. Ann knows **me**.
2. **We** know Ann. Ann knows **us**.
3. **You** know Ann. Ann knows **you**.
4. **He** knows Ann. Ann knows **him**.
5. **She** knows Ann. Ann knows **her**.
6. **They** know Ann. Ann knows **them**.

9. **Закончите эти предложения, выбрав одно из следующих местоимений: him / her / it / them**

*Образец: I don't know those girls.
Do you know **them**?*

1. I don't know this man. Do you know ... ?
2. I don't know those people. Do you know ... ?
3. I don't know David's wife. Do you know ... ?

4. I don't know Mr. Stevens. Do you know ...?
5. I don't know Sarah's parents. Do you know ...?
6. I don't know that woman. Do you know ...?
7. I don't know this sportsman. Do you know ...?
8. I don't know this rule. Do you know ...?
9. I don't know these officers. Do you know ...?
10. I don't know English. Do you know ...?

10. Переведите эти предложения на русский язык. Обратите внимание на перевод местоимений в объектном падеже.

1. This letter is not for me, it is for you. 2. Do you want to go to the cinema with us? 3. Tell them about our problem. 4. Can you drive him home? 5. Give me a cup of coffee, please. 6. They don't listen to you. 7. Invite her to our party. 8. Call us a taxi, please. 9. Can you show them these photographs? 10. I am going to visit him next week. 11. Look at her! She is so beautiful! 12. Take this report to them.

11. Заполните пропуски, выбрав нужную форму местоимения в объектном падеже.

1. I want this book. Can you give it to ... ?
2. I don't eat tomatoes. I don't like
3. I am going to interrogate this offender. Bring ... to my office.
4. Mrs. Smith is not very friendly. I don't like
5. We want to go to the cinema. Do you want to go with ...?
6. Where are the children? I can't see
7. Mr. Clark is busy at the moment. Can I take a message for ...?
8. How's your mother? Give ... my regards!
9. I don't like dogs. I am afraid of
10. Diana never drinks milk. She doesn't like

11. Заполните пропуски, выбрав нужную форму местоимения в именительном или объектном падеже.

1. Do you know this man? Yes, I work with
2. She wants to see ..., but he doesn't want to see
3. This is my new car. Do you like ...?
4. Margaret likes to drive a car. ... is a good driver.
5. He wants the key. Can you give it to ...?
6. My brother has a new job. But ... doesn't like ... very much.
7. I'm talking to you. Please, listen to
8. Are they interested in sports? I want to invite ... to a football match.

9. We want to see a new film. Will you go to the cinema with
10. Bring ... a cup of coffee, please.
11. These officers are my colleagues. ... are not from Moscow.
12. I never go to parties. I don't like
13. This is my uncle. ... is an investigator.
14. English is very difficult. Do you like to learn ... ?
15. My daughter is crazy about computers. ... likes to play computer games.

13. Переведите эти предложения на английский язык.

1. Дайте мне этот отчет. 2. Расскажите ему о наших проблемах. 3. Не беспокойся о ней. 4. Я собираюсь пригласить их на нашу свадьбу. 5. Она хочет поговорить со мной, но я не хочу говорить с ней. 6. Давайте навестим его через два дня. 7. Позвольте мне отвезти его домой. 8. Переведите мне это письмо. 9. Напиши нам свой новый адрес. 10. Не благодари меня за эту вечеринку. 11. Я часто пишу Вам, но Вы редко пишете мне. 12. Помогите им купить билеты. 13. Иногда я ссорюсь со своей женой потому, что она меня не понимает. 14. Представьте нам свою девушку. 15. Расскажи мне о деятельности своего полицейского подразделения. 16. Не показывайте им эти фотографии. 17. Не давайте ему это задание. 18. Помогите мне составить этот отчет. 19. Расскажите ей о ее профессиональных обязанностях. 20. Вы руководите Вашими подчиненными. Вы несете ответственность за них.

14. Вспомните разные способы образования повелительных предложений в английском языке. Переведите предложения на английский язык.

Образец: 1. **Играйте в футбол!** **Play football!**
 2. **Не играйте в футбол!** **Don't play football!**
 3. **Давайте играть в футбол!** **Let's play football!**

1. Не нарушайте закон! 2. Осматривайте место преступления. 3. Не принимайте это решение. 4. Не помогайте преступникам. 5. Допросите свидетеля. 6. Соберите доказательства! 7. Давайте пойдём в кино! 8. Женитесь на красивой девушке. 9. Не ссорьтесь со своей женой. 10. Пригласите меня на Вашу свадьбу. 11. Не нарушайте правила дорожного движения! 12. Не берите взятки! (bribes) 13. Переведите этот текст с английского языка на русский. 14. Составьте отчет! 15. Давайте жить дружно!

15. Вставъте предлоги вместо пропусков.


1. I don't like sugar ... my coffee.
2. Are you going to invite me ... a football match?
3. This businessman is ... Western Electronics company.
4. My friend doesn't live ... his parents.
5. Let's meet ... 3 o'clock ... the afternoon.
6. I am going to inspect the operation ... this police division.
7. Is your holiday ... August?
8. I always go ... work ... car.
9. Does this bus go ... the centre ... the city.
10. Tom isn't ... work, he is ... home ... the moment.
11. Give this report ... the deputy chief of the police department.
12. Do you get along ... your mother-in-law?

UNIT 3

LAW ENFORCEMENT IN THE USA AND GREAT BRITAIN



1. Запомните эти слова и выражения.



law enforcement agencies	правоохранительные органы
law enforcement officer	сотрудник правоохранительных органов
to enforce law	(принудительно) применять закон
division	отдел, отделение
to have a power	иметь полномочия
to bring a case before the court	представить дело в суд
to initiate a case	возбудить дело
prosecutor	обвинитель (прокурор)
to charge (with)	обвинить (в)
to protect constitutional rights, life, property	защищать конституционные права, жизнь, собственность
defendant	обвиняемый (подсудимый, ответчик)
to represent defendant in court	представлять обвиняемого в суде
judge	судья
trial	судебное разбирательство (процесс)
jury	суд присяжных
to sentence to imprisonment (fine)	приговорить к тюремному заключению (штрафу)
to include different divisions	включать различные отделы
to violate law	нарушать закон
to preserve peace	сохранять порядок
to commit a crime	совершить преступление
to report a crime	зарегистрировать преступление

to detect a crime	раскрыть преступление
to prevent a crime	предотвратить преступление
to apprehend a suspect	задержать подозреваемого
to identify a victim	идентифицировать жертву
to deal with a traffic accident	иметь дело с дорожно-транспортным происшествием
to use as an informer (undercover agent)	использовать в качестве информатора (тайного агента)
during patrol duty	во время патрулирования
juvenile crime	преступление, совершенное несовершеннолетним
to have a good reputation in the community	иметь хорошую репутацию в обществе

2. Прочитайте и переведите эти выражения.

federal academy; local agencies; municipal police; professional training; police operation; correctional institution; police services; rehabilitation system; police personnel; police services.

3. Прочитайте текст и постарайтесь понять его содержание без помощи словаря.

LAW ENFORCEMENT SYSTEM IN THE USA

In the United States there are about 40,000 federal, state and local law enforcement agencies. Of these agencies, 200 are state (штат) agencies (state police) and 39,750 are local agencies (city police). For example, New York City has more than 32,000 police officers (the largest police force in the world). In contrast, the small town of Purvis, Mississippi, has a 3-man police operation.

The professional training of law enforcement personnel in the USA varies from extensive schooling (up to 16 weeks) at a police or federal academy to no formal training.

The chief law enforcement officer is the prosecutor. There are 2,700 state and federal prosecutors in the USA. The prosecutor has a power to bring a case before the court.

Lawyers protect constitutional rights of a client and represent a defendant in court. A trial usually lasts a few (несколько) days. During a trial a judge or a jury may sentence a defendant to imprisonment or fine.

The major function of correctional institutions is rehabilitation.

4. Найдите в тексте английские эквиваленты следующих русских слов и выражений.

1) суд присяжных; 2) судья; 3) суд; 4) судебный процесс; (разбирательство); 5) профессиональная подготовка; 6) правоохранительные органы; 7) защищать конституционные права; 8) иметь полномочия; 9) обвиняемый (подсудимый); 10) обвинитель (прокурор); 11) защитник (адвокат); 12) представить дело в суд; 13) представлять обвиняемого в суде; 14) исправительное учреждение; 15) приговорить к тюремному заключению; 16) штраф.

5. Прочитайте текст и постарайтесь понять его содержание без помощи словаря.

STRUCTURE OF THE AMERICAN POLICE

The federal law enforcement system includes such well-known (хорошо известный) agencies as the FBI, National Park Service, Border Patrol (пограничная служба) and others.

The state law enforcement agencies include the state police or traffic patrol, drug control agencies, investigative agencies and others.

County (округ) and municipal police agencies are the largest law enforcement group.

Municipal police departments have their own organizations with different divisions: 1) field operations (patrol, investigation, traffic, youth division); 2) administrative services (community relations, planning); 3) technical services (communications, records); 4) inspectional services (internal affairs, intelligence).

6. На основании прочитанного текста определите, являются ли следующие утверждения истинными или ложными. Начните свои высказывания словами **THAT IS RIGHT ...; THAT IS WRONG ...**

- FBI is the well-known state law enforcement agency of the USA.
- The federal law enforcement agencies include field operations, such as patrol, traffic control and others.
- County and municipal police agencies are the largest law enforcement group.
- Field operations include communications and crime records.
- Planning is part of police administrative service.
- Field operations include investigation and youth divisions.

7. Закончите предложения в соответствии с информацией, содержащейся в прочитанных текстах.

1. In the United States there are about 40,000 2. The federal law enforcement agencies include 3. The state law enforcement agencies include 4. County and municipal police agencies are 5. New York City has the largest 6. Municipal police agencies have different divisions, such as 7. Not all of the American policemen graduate from 8. The US prosecutor has a power 9. The US defense attorneys protect 10. The major function of the US correctional system is

8. Ответьте на вопросы, используя полученную информацию.

- How many law enforcement agencies are there in the USA?
- What is the most well-known federal law enforcement agency in the USA?
- What is the largest law enforcement group in the USA?
- What are the major divisions of municipal police?
- Who is chief law enforcement officer in the USA?
- Does a prosecutor have a power to bring a case before the court?
- What are major functions of American defense attorneys?
- What is the major function of American correctional institutions?
- What kind of agencies does the American law enforcement system include?

9. Расскажите о структуре правоохранительных органов в США. Сравните ее с соответствующей структурой в России.

10. Переведите текст на русский язык, не прибегая к помощи словаря.

***ORGANIZATION OF CITY POLICE DEPARTMENTS
IN THE USA***

Police departments of American cities are organized as independent departments or as bureaus of larger departments not upon the basis of a well-defined theory but as a result of local conditions. A large city may organize its police service as a bureau of the department of public order protection while a smaller one may establish an independent police department. The same form of organization may under one administration give good police service and under another the very opposite.

In Cleveland, a city with the population of 600,000 people, the police force constitutes a division of the department of public order protection under the supervision of a director. In Philadelphia, the third city in the United States, a

similar type of organization prevails. The director of public order protection department is responsible for management, administration and control of the police affairs and fire-prevention matters. Among the other cities which have followed this form of organization may be mentioned Pittsburgh, Columbus, Dayton, Indianapolis, Rochester and hundreds of other cities throughout the United States.

11. Переведите текст на русский язык, не прибегая к помощи словаря.

POLICE ORGANIZATION

Police organization has two major functions; 1) preparation for the delivery of police service (performed by the police *staff*) and the delivery of the police service to the people of the community (performed by the *line divisions*¹ of police). The staff services the line with qualified and trained personnel, records data, communications facilities, plans, transport and material so that the line may operate effectively and perform its responsibilities. Law enforcement and public order protection is the responsibility of the line. Staff services and line operations fall into the following classifications:

Staff Services

- | | |
|-------------------------------|---------------------|
| 1. Planning | 7. Property control |
| 2. Personnel management | 8. Transportation |
| 3. Police records system | 9. Budget control |
| 4. Communications system | 10. Purchasing |
| 5. Criminal Identification | 11. Jail control |
| 6. Crime detection Laboratory | 12. Laboratory |

These are delegated functions directly under the top management control. They are necessary to support the line functions.

Line Operations

- | | |
|---------------------------|---------------------|
| 1. Police Patrol system | 5. Traffic Control |
| 2. Criminal Investigation | 6. Crime prevention |
| 3. Vice investigation | |

¹ Line and staff organization - линейно-штабная организация включает в себя специализированные подразделения (штабы), которые не обладают правами принятия решений и руководства какими-либо нижестоящими подразделениями, а лишь помогают соответствующему линейному руководителю в выполнении отдельных функций, прежде всего функций стратегического планирования и анализа.

It can be noted that staff services are under one command and line operations are under another with both, including the function of inspection, reporting directly to the chief of police.

There are two types of the line operations: 1) «general operations» which deal with the normal daily problems associated with crime, vice and traffic accidents; 2) special operations, related to parades, meetings, riots, natural disasters which need special planning and direction.

A universal feature (черта) of the police organization and management is the sub-division of the assigned (установленный) area into small units, known as patrol areas or patrol beats (полицейский участок). The police patrol beat is the basic unit of organization in the police structure.

Today many American police departments have tactical units or mobile task force. Members of the tactical unit can be mobilized for participation in a special tactical operation.

12. Найдите правильное определение для каждого из следующих слов:

Образец: а) – 9)

- | | |
|-----------------|--|
| a) witness | 1) facts or things that a prosecutor can use to bring a case before the court; |
| b) prosecutor | 2) 12 people who listen to the evidence given in court and decide if the defendant is guilty (ВИНОВЕН) or not; |
| c) lawyer | 3) a person who has a power to bring a case before the court; |
| d) evidence | 4) a person who has a power to sentence a defendant; |
| e) investigator | 5) a person who protects constitutional rights of a defendant; |
| f) judge | 6) someone who violates law; |
| g) criminal | 7) a person who interrogates witnesses; |
| h) suspect | 8) someone who is under investigation; |
| i) jury | 9) someone who sees a crime or an accident. |

13. Переведите эти выражения на русский язык. Обратите внимание на способы словообразования.

Образец: **to commit a crime – совершить преступление**
commission of a crime – совершение преступления

1) to preserve peace – preservation of peace; 2) to prevent a crime – prevention of a crime; 3) to violate law – violation of law; 4) to rehabilitate a criminal – rehabilitation of a criminal; 5) to protect property – protection of property; 6) to prosecute an offender – prosecution of an offender; 7) to collect evidence – collection of evidence; 8) to apprehend a suspect – apprehension of a suspect; 9) to identify a victim – identification of a victim; 10) to initiate an investigation – initiation of an investigation; 11) to regulate traffic – regulation of traffic; 12) to detect a murder – detection of a murder.

14. Найдите русские эквиваленты этих выражений

Образец: 1) – 6)

1) to prevent a robbery; 2) high-rate crime area; 3) to use as an informer; 4) to protect life and property; 5) to deal with a traffic accident; 6) to report a crime; 7) police activity; 8) during patrol duty; 9) to detect a crime; 10) to call for a juvenile officer; 11) to preserve peace; 12) to identify a criminal; 13) to apprehend a suspect; 14) major police functions; 15) undercover agent; 16) to initiate an investigation; 17) to have a good reputation in the community; 18) to enforce law; 19) a witness's complaint; 20) to initiate a criminal case; 21) to charge a criminal with murder.

1) начать расследование; 2) задержать подозреваемого; 3) во время патрулирования; 4) раскрыть преступление; 5) иметь дело с дорожно-транспортным происшествием; 6) предотвратить ограбление; 7) главные функции полиции; 8) опознать преступника; 9) применять закон; 10) защищать жизнь и собственность; 11) сохранять порядок; 12) вызвать офицера, работающего с несовершеннолетними преступниками; 13) район с высоким уровнем преступности; 14) использовать в качестве информатора; 15) тайный агент; 16) иметь хорошую репутацию в обществе; 17) зарегистрировать преступление; 18) заявление свидетеля; 19) деятельность полиции; 20) обвинить преступника в убийстве; 21) возбудить уголовное дело.

15. Прочитайте и переведите диалог.

TALKING ABOUT POLICE ACTIVITIES IN THE USA

Today we are going to have a round-table talk about police activities in the United States of America. Let me introduce the first Deputy Commissioner of New-York City Police Department, Mr. White. Our first question, Mr. White is

■ What are the major police functions in your country, Mr. White?

Mr. W.: The major functions of police are: 1) to enforce the laws, 2) to preserve peace, 3) to prevent and detect crimes, 4) to protect life and property, 5) to arrest criminals.

■ How do the American police enforce the laws?

Mr. W.: They identify and apprehend suspects, collect and preserve the evidence for the future prosecution of the defendant.

■ Do the police search a crime scene?

Mr. W.: In high-rate crime areas, 85 percent of all searches is a search of a suspect, only 15 percent of all search is a search of a home or an automobile.

■ Who usually initiates the investigation of a crime?

Mr. W.: Usually a victim's or a witness's complaint initiates a crime investigation. Sometimes a police officer comes to a crime scene during his patrol duty.

■ Do the police use informers or undercover agents to detect such crimes as racketeering, gambling (азартные игры) and prostitution?

Mr. W.: Yes, they do. For example, a businessman who is a victim of racketeering does not always report this crime to the police.

■ Who is the first to come to the scene of crime?

Mr. W.: Usually a patrol officer is the first to come to the scene of crime. There are at least 9 types of patrol in American police: foot, automobile, aircraft, motorcycle, horse, dog, boat, bicycle and television.

■ Who is the next to come to the scene of crime?

Mr. W.: If a patrol officer deals with a traffic accident, he calls for a traffic investigator. If a patrolman deals with a juvenile crime, he calls for a juvenile officer, etc.

■ What do you think of this separation of police duties?

Mr. W.: I think the separation of patrolling and detective functions is the best illustration of police specialization in America.

■ Patrolling is one of the most important activities of American police. And what about preservation of peace?

Mr. W.: Preservation of peace takes much of police time. And traffic problems – traffic regulation and control and auto accident investigation –

are the third most important activity of the police.

■ Do American policemen have high reputation in the community?

Mr. W.: Yes, I think, the policemen have a very high reputation in the community.

16. Заполните пропуски, ответив на вопросы мистера Уайта.

Talk to Mr. White, the first Deputy Commissioner of New York City Police Department.

TALKING ABOUT POLICE ACTIVITIES IN RUSSIA

Mr. White: What kind of law enforcement agencies do you have in the Russian Federation?

You:

Mr. White: What are major functions of the Russian police?

You:

Mr. White: How do the police enforce laws in Russia?

You:

Mr. White: Do Russian policemen search a scene of crime?

You:

Mr. White: Is it important to have witnesses and evidence to initiate a criminal case?

You:

Mr. White: Who usually initiates a case in the Russian law enforcement system?

You:

Mr. White: How do Russian policemen detect such crimes as drug abuse, gambling or racketeering? Do they use informants and undercover agents?

You:

Mr. White: Who is the first to come to the scene of crime in Russia?

You:

Mr. White: Do Russian police have horse and aircraft patrol?

You:

Mr. White: What kind of police department deals with traffic control and automobile accidents?

You:

Mr. White: Do Russian policemen have a good reputation in the community?

You:

17. Переведите эти диалоги на английский язык.



DIALOGUE 1

A.: Вы из США?

B.: Я – офицер правоохранительных органов США.

A.: Сколько правоохранительных органов в США?

B.: В США около 40 000 правоохранительных органов.

DIALOGUE 2

A.: Какие основные функции американской полиции?

B.: Основные функции полиции: 1) применять законы, 2) охранять порядок, 3) предотвращать и раскрывать преступления, 4) защищать жизнь и собственность.

A.: Кто стоит во главе правоохранительных органов?

B.: Глава правоохранительных органов США – прокурор.

DIALOGUE 3

A.: Какие органы включает в себя правоохранительная система США?

B.: Правоохранительная система США включает федеральные органы, полицию штата и муниципальную полицию.

A.: Какая главная функция исправительной системы?

B.: Главная функция исправительной системы – реабилитация.

DIALOGUE 4

A.: Какое самое известное правоохранительное агентство в США?

B.: Самое известное правоохрнительное агентство США – ФБР.

A.: У прокурора есть полномочия приговорить обвиняемого к тюремному заключению?

B.: Нет. Он имеет полномочия представить дело в суд.

DIALOGUE 5

А.: Я – адвокат. Моя задача – представлять подзащитного и защищать его конституционные права в суде.

В.: Что касается меня, то я – следователь. У меня есть полномочия возбудить уголовное или гражданское дело.

А.: Вы допрашиваете свидетелей и потерпевших?

В.: Да, я допрашиваю свидетелей, потерпевших и подозреваемых.

DIALOGUE 6

А.: Этот человек – подозреваемый?

В.: Нет, этот человек – член жюри присяжных.

А.: У него хорошая репутация?

В.: Да, у него хорошая репутация в обществе.

DIALOGUE 7

А.: Ты работаешь в исправительном учреждении?

В.: Нет, я – детектив. Я имею дело с преступниками и правонарушителями.

А.: (Это) трудно раскрывать преступления?

В.: Да. Но самое важное задержать подозреваемого.

DIALOGUE 8

А.: Расскажи мне о деятельности полиции в США.

В.: Существуют три основных вида деятельности полиции: охрана порядка, расследование преступлений и контроль за дорожным движением.

А.: В США много дорожно-транспортных преступлений?

В.: Да, но уровень преступности в США меньше, чем в России.

DIALOGUE 9

А.: Ты работаешь в уголовном розыске?

В.: Да, я отвечаю за раскрытие преступлений, совершенных несовершеннолетними.

А.: Какие преступления они совершают?

В.: Они часто совершают кражи и угоняют автомобили.

DIALOGUE 10

А.: Чем ты занимаешься на работе?

В.: Я патрулирую улицы и обеспечиваю порядок в своем районе.

А.: Ты часто задерживаешь правонарушителей?

В.: Да, но моя главная задача – предотвращать уличные преступления.

18. Переведите текст на русский язык без помощи словаря.

MAJOR FUNCTIONS OF POLICE

The major functions of police are: 1) to preserve the peace, 2) to enforce the laws, 3) to prevent and detect crimes, 4) to protect life and property 5) to arrest violators of the law. The most important thing is to arrest the criminal. It is then important to collect the names and addresses of witnesses and get information about the crime.

The next thing to do is to preserve all the evidence for future use and identification. An arrest without (без) witnesses and evidence is of very little value (ценность). When you take a criminal case to a prosecuting officer it must be complete (законченный) in every detail.

19. Переведите эти тексты на русский язык с помощью словаря.

1. THE ESTABLISHMENT OF MODERN POLICE SYSTEM IN ENGLAND

The modern police system was established in England in 1828. In that year Sir Robert Peel, then Secretary of State for Home Affairs, secured the passage of a statute which legalized a new professional police force, uniformed, under strict discipline and direct control of a commissioner responsible to the national government. This force was placed in charge of a new metropolitan police district comprising the area surrounding the old «city» of London. This was the first modern police organization. It was neither civilian nor military, but semi military.

The new police organization soon showed its superiority over the old system it had displaced. Its efficiency in the suppression of crime led to adoption of Municipal Corporations Act of 1835 which required establishing similar police organizations, but under local instead of national supervision. Twenty years later this requirement was extended so as to include counties also.

2. THE ESTABLISHMENT OF MODERN POLICE SYSTEM IN THE USA

The history of police administration in American cities follows closely that of English cities. Prior to 1844 each district of the City of New York (with over 300,000 population) had only two police constables, a small group of men called marshals appointed by the mayor of the city, and the night watch composed of citizens engaged in various trades during the day who patrolled the streets at night. In 1844 the legislature abolished the night watch and provided for the organization of a day and night police. This was put into effect the following year.

The duties of the new police force were not different from those performed by policemen today. They attended fires, preserved the peace, reported to their captains suspicious and disorderly houses, arrested and prosecuted offenders against the law and in general protected life and property. The chief of police was appointed by the mayor of the city. The term of office was one year.

Other cities in the United States speedily followed New York in establishing regular professional police departments under state control, but this system has been abandoned in favor of the system of local control.

20. Переведите эти тексты на русский язык, не пользуясь словарем.

1. NEW YORK CITY POLICE DEPARTMENT

New York is a city with a population of more than 7 million people. Unlike many cities in the USA the New York City Police Department is totally responsible for policing of the city. The police area of the city amounts to 320 square miles and the current strength of the department is about 23,000 officers and 5,000 civilians.

Senior ranks for the force are: Commissioner, First Deputy Commissioner and Deputy Commissioners.

Commissioner is appointed by the mayor of New York City. He is responsible for the total policing strategy. He may have police or non-police background. But the trend is to appoint people who are law enforcement officers. The current Commissioner was previously the Commissioner of Corrections in New York and an officer in New York Police Department.

First Deputy Commissioner is appointed by the Commissioner. He serves as the Deputy to the former in his absence.

Deputy Commissioners are responsible for public information, community affairs, trials, legal matters.

Policing operations are the responsibility of the **Chief of Operations**, the highest «sworn officer» in the organization.

2. THE METROPOLITAN POLICE

The Metropolitan Police was established in London, England, in the year 1829. The police force was organized into ranks of superintendant, inspectors, sergeants, and police constables.

Today the Metropolitan Police force serves an area of approximately 787 square miles and includes 32 districts. Senior ranks for the police force are:

Commissioner: appointed by the Sovereign and acting under the authority of the Home Secretary. He controls the force and sometimes takes personal command of operations.

Deputy Commissioner: appointed by the Sovereign, he has general responsibility for the control and operation administration of the force. He also supervises the discipline of the police force, including the investigation of complaints.

The Receiver for the Metropolitan Police: appointed by the Sovereign, he is not a police officer. He supervises and controls finance, supply and property management. He is also responsible for the efficiency of the Metropolitan Police Civil Staff.

The Assistant Commissioners (AC): appointed by the Sovereign. Under the direction of the Commissioner they are responsible for territorial operations, specialist operations, personnel and training and management support.

Deputy Assistant Commissioners (DAC): for administrative purposes London is divided into eight police areas each of which is under the command of a DAC. The eight areas are in turn divided into a total of 76 divisions. DACs operate as command heads of specialized branches and units (e.g. Director of Information, Training, Complaints Investigation, etc.) or as Deputies to Assistant Commissioners.

Запомните эти выражения:



to appoint to a post

назначить на должность

policing

охрана общественного порядка

21. Переведите текст на русский язык с помощью словаря.

THE DUTIES OF THE METROPOLITAN POLICE ASSISTANT COMMISSIONERS

The four assistant commissioners and their departments are designated by letters of the alphabet.

Assistant Commissioner A is responsible for «police operations». Assistant Commissioner A is in charge of the patrol, the protection of royalty, Parliament, and embassies and consulates; community and race relations; crime prevention; juvenile crime; the Thames Division (the police of the river); liquor and firearms licensing; gambling; the Mounted Branch (Horse Patrol); the Special Patrol Group.

Assistant Commissioner B is responsible for the policing of London's intense traffic. B Department is also responsible for the important functions of communications, command and control.

Assistant Commissioner C is in charge of criminal investigation and has over 3.000 detectives. Among these should be mentioned the Flying Squad²; the murder, organized crime, anti-terrorist, and dangerous drugs squads; the Fraud branch, and the Stolen Motor Vehicles Investigations branch. The Metropolitan Police Forensic Science Laboratory and the Criminal Intelligence branch are also under C Department, as is the National Central Bureau of Interpol. Finally, the Special Branch is under Assistant Commissioner C. Its principal concern is with crimes against the security of the state, terrorist organizations, watching at sea and airports, and making inquiries about aliens.

Assistant Commissioner D is in charge of Personnel and Training. In his sphere are recruitment, career development, the force's general orders and instructions, and its medical care. Training is the major responsibility: the basic training of recruits, the training of uniformed and detective officers, driving and telecommunications training, and the training of cadets.

² Flying Squad – «Летучий отряд» – отделение Департамента уголовного розыска, используется в особо важных и экстренных случаях.



GRAMMAR IN USE

1. Степени сравнения прилагательных

Положительная	Сравнительная	Превосходная
<i>I. Односложные и двусложные прилагательные, заканчивающиеся на «-у»:</i>		
high – высокий	higher – выше	the highest – самый высокий
easy – легкий	easier – легче	the easiest – самый легкий
<i>II. Многосложные прилагательные:</i>		
important – важный	more important – более важный	the most important – наиболее важный
<i>III. Исключения:</i>		
good – хороший	better – лучше	the best – самый лучший
bad – плохой	worse – хуже	the worst – самый плохой
many, much – много	more – больше	the most – самый большой
little – мало	less – меньше	the least – самый маленький

Обратите внимание на перевод некоторых **сравнительных конструкций**:

1. This street is **longer than** that one. – Эта улица длиннее, **чем** та улица.
2. This street is **as long as** that one. – Эта улица такая же длинная, как и та улица.
3. This street is **not so long as** that one. – Эта улица не такая длинная, как та улица.
4. This street **as well as** that one is situated in the centre of the city. – Эта улица, так же как и та улица, находится в центре города.

5. **The sooner** we find this street **the better**. – Чем скорее мы найдем эту улицу, тем лучше.

2. Перевод конструкции «there + to be»

There is a high crime rate in the USA.	В США – высокий уровень преступности.
There are many violations of law in the USA.	В США есть много нарушений закона.
There are many types of crimes.	Существует много типов преступлений.
Is there high crime rate in the USA?	В США – высокий уровень преступности?
There is no safety in the USA.	В США нет безопасности.
There isn't any safety in the USA.	

3. Перевод цепочки определений

Цепочка определений к существительному, которое всегда стоит на последнем месте этой цепочки	
crime <u>rate</u>	уровень преступности
crime rate <u>problem</u>	проблема уровня преступности
crime rate problem <u>discussion</u>	обсуждение проблемы уровня преступности



EXERCISES

1. Составьте предложения, содержащие информацию об Академии управления МВД. Начните каждое предложение с оборота «*there is / are*» или «*there isn't / aren't*».

1. a café? **Yes, there is a café in the Academy.**
2. any restaurants? **No, there aren't any restaurants in the Academy.**
3. many classrooms?
4. a swimming pool?
5. a conference hall?
6. any offices for academic staff?
7. a church?
8. a cinema?
9. any sport facilities (сооружения)?
10. a library?

2. Напишите предложения, содержащие информацию об объектах, находящихся в непосредственной близости от Академии управления МВД. Начните каждое предложение с оборота «*there is / are*» или «*there isn't / aren't*». Используйте следующие слова:

a garden, banks, a hospital, a pharmacy, shops, a bus stop, residential (жилые) buildings, a Metro station, a cinema, big hotels, an airport, an Academy hostel, a post office, expensive restaurants,

а также предлоги и наречия:

near – рядом
not far from – недалеко
in front of – перед
behind – позади

3. Заполните пропуски, выбрав правильный вариант конструкции «there + to be».

Образец: a restaurant in this hotel.
There is a restaurant in this hotel.

1. many students in my group.
2. a university in this street.
3. seven days in a week.
4. any snow in summer.
5. many types of financial offences.
6. a swimming pool behind my house.
7. no sugar in my coffee.
8. many historical monuments in Moscow.
9. a bank near this residential building.
10. any soft drinks on the menu.
11. many police duties.
12. death sentence in Russia.
13. any exams in the Greek language at our Academy.

4. Переведите предложения на русский язык. Задайте общие вопросы к каждому из этих предложений.

1. In the USA there are about 40,000 federal, state and local law enforcement agencies. 2. There is no formal training for police officers in the USA. 3. There is a jury in the American law enforcement system. 4. There are state and federal prosecutors in the USA. 5. There are different police field operations. 6. There are 9 types of patrol in American police. 7. There are many types of police activities in the USA. 8. According to the US Constitution there are three branches of power in the country: the legislative, the executive and the judicial ones. 9. There are about 60,000 police officers, men and women, in England. 10. There is a Police Staff College in Bramshill, England which trains senior officers for promotion to chief officer ranks. 11. There is a tendency for the police manager to return to the old methods of decision-making at the first sign of conflict or difficulty. 12. According to the survey carried out by the South Dakota Criminal Statistics Analysis Center there are 90 police departments in South Dakota.

5. Задайте специальные вопросы к следующим предложениям.

1. There is a nice park not far from our house. (What?) 2. There are 12 people in a jury. (How many?) 3. There is a plane to London at 11 p.m. (When?) 4. There are no witnesses to this traffic accident. (Why?) 5. There is a high rate of juvenile crimes in New York. (What?) 6. There is a parliamentary monarchy in Great Britain. (Where?) 7. There are many car thefts in this district. (How many?)

6. Переведите предложения на русский язык. Обратите внимание на перевод степеней сравнения прилагательных.

1. The verbal picture of a human body is the most elementary and the oldest means (средство) of making a physical identification of a criminal. 2. Experts say that greater coordination of international actions can control the power of transnational crime. 3. The better is the policemen's work the better is their reputation in the community. 4. This man as well as that woman is the car accident victims. 5. The Supreme Court is the highest court of final appeal in Ireland. 6. More than 800,000 personnel work in public law enforcement in the U.S. 7. Computers make transnational crime much easier. 8. The more opportunity the subordinate has to participate in decisions, especially those directly affecting him, the greater the commitment will be on his part. 9. Experience in both the line, as well as staff activities, is desirable for a police manager. 10. An effective supervisor must know as much as possible about his administrative functions. 11. One of the most important problems in police organization is that of the proper relationship of the non-professional administrative authority to the other governing authorities of the city, on the one hand, and to the members of the uniformed professional police force on the other. 12. To ensure the best possibility of a prosecution, police need to be informed of a crime as soon as possible.

7. Раскройте скобки, выбрав нужную по смыслу форму степени сравнения прилагательного.

1. New York has (large) police force in the world. 2. (Important) function of the American correctional system is rehabilitation. 3. Chicago has (high) crime rate on America. 4. The official statistics on organized crime is much (bad) this year than two years ago. 5. The Chief of New York City Police Department is (high) «sworn officer» in the organization. 6. American policemen have (good) reputation than Russian militiamen. 7. The separation of patrolling and detective police duties is (good) illustration of police specialization in America. 8. Patrolling is one of (important) activities in American police. 9. County and municipal police agencies are (large) law enforcement group. 10. Illegal drug trafficking is one of the (bad) international crimes.

8. Ответьте на следующие вопросы, выбрав правильный вариант ответа.

1. Which is the largest ocean?
 - Pacific
 - Atlantic
 - Indian

2. Which is the smallest country?
 - Vatican city
 - Monaco
 - Andorra

3. Which is the longest river?
 - Mississippi
 - Nile
 - Amazon

4. Which is the tallest building?
 - Eiffel Tower
 - Sears Tower (Chicago)
 - Empire State Building

5. Which is the most widespread language?
 - Spanish
 - English
 - Chinese

6. Which is the fastest animal?
 - Antelope
 - Horse
 - Cheetah (гепард)

9. Переведите на русский язык следующие выражения (цепочки определений к существительному).

1) juvenile crime rate; 2) high rate crime area; 3) detective police duties; 4) illegal drug trafficking control; 5) traffic accident victim; 6) organized crime report; 7) computer crime investigation; 8) police professional training; 9) Organized Crime Control Department undercover agent; 10) crime scene search; 11) criminal case initiation; 12) street crime problems; 13) car theft witness; 14) Special Ward Anti-terrorist (S.W.A.T.); 15) Tactical Response Unit (T.R.U.); 16) Stolen Motor Vehicles Investigations Branch; 17) Forensic Science Laboratory; 18) Criminal Statistics Analysis Center.

10. Переведите предложения на русский язык. Определите случаи использования имени существительного в функции определения

а) в составе притяжательного падежа

б) в составе цепочки определений.

1. Police say that Moscow's casinos include gangsters among their clientele.
2. Police officers have power to search a criminal's home.
3. The Santa Fe City Chief of Police has 6 officers under his command.
4. Chechen criminal groups often commit kidnapping and contract killings.
5. An FBI agent often investigates bank robberies, state property thefts, organized crime, kidnapping and terrorism.
6. The more we protect children's rights the less juvenile crimes they commit.
7. The US Bureau of Criminal Identification and Investigation is the oldest of state agencies.

11. Вставьте предлоги вместо пропусков. Переведите эти предложения на русский язык.


1. There are 12 people ... a jury.
2. The judge sentences a defendant ... imprisonment or fine.
3. There are many offenders ... the community.
4. Patrol officer deals ... street crime.
5. Criminal defense attorneys protect constitutional rights ... a client.
6. A prosecutor has a power to bring a case ... a court.
7. I have 10 officers ... my command.
8. There are about 40,000 law enforcement agencies ... the USA.
9. There is much evidence ... this murder.
10. A police officer often comes ... crime scene during his patrol duty.
11. The juvenile units work closely ... juveniles and their parents.
12. A police manager must control the quality ... police activity.

UNIT 4

PROFESSIONAL SKILLS AND DUTIES OF A POLICE MANAGER



1. Запомните эти слова и выражения.



to have a command experience
skills and abilities
to have an ability
to understand the needs of
subordinates
to achieve the stated goals
to accomplish the stated tasks
to control the performance of
duties
to take responsibility (for)
to upgrade management skills

to encourage innovations
to confront political pressure

to use human and material
resources

иметь опыт руководящей работы
навыки и умения
иметь способность
понимать нужды
подчиненных
добиваться поставленных целей
выполнять поставленные задачи
контролировать выполнение
обязанностей
брать (на себя) ответственность (за)
совершенствовать навыки
руководства
поощрять нововведения
противостоять политическому
давлению
использовать человеческие и
материальные ресурсы
сотрудничать с местными властями

to cooperate with local
authorities
to graduate from the Academy

закончить Академию

2. Переведите текст на русский язык, не прибегая к помощи словаря.

POLICE MANAGER

The «ideal» candidate for a police chief's position must have an advanced degree³ and come from a well-known police agency. He must have three to five years of command experience and an ability to understand the needs of his subordinates. The progressive police manager must take responsibility for an overall management control and always stay ahead of problems. He must be good at decision-making, dealing with people and communicating with the local authorities and public organizations. A potential candidate must have skills in line operations and a working knowledge of police management.

A good manager must be open to new and different ideas and encourage innovations for better performance of police functions. A personal and active interest in programming and budgeting is essential as well as understanding of the major police goals and programmers.

A manager must make an effective use of human and material resources to accomplish his task and to achieve the stated goals.

As a new chief of the municipal police department is appointed by the city mayor (мэр) it is very important for him to be a team-player with the city authorities. On the other hand, the head of police department shouldn't deal with the political goals of the city administration and other members of the local top management.

But only when a potential candidate becomes the chief of the police department he begins to realize the meaning of the old saying «it's very lonely at the top».

3. Найдите русские эквиваленты этих выражений:

Образец: 1) – 3)

1) to perform police functions; 2) to have skills in line operations; 3) to cooperate with local authorities; 4) to have an ability to understand the needs of subordinates; 5) to achieve the stated goals; 6) to encourage innovation; 7) to have a command experience; 8) to be a team player; 9) to accomplish the task; 10) to make an effective use of human and material resources; 11) to understand police

³ Advanced degree – ученая степень (выше степени бакалавра)

programmers; 12) political goals; 13) city authorities; 14) to take responsibility for management control; 15) to upgrade management skills; 16) to confront political pressure; 17) to graduate from the Academy; 18) to have knowledge of police management; 19) to evaluate the behavior and actions of subordinates; 20) to control the performance of duties.

1) эффективно использовать человеческие и материальные ресурсы; 2) иметь опыт руководящей работы; 3) выполнять полицейские функции; 4) добиваться поставленной; цели; 5) быть командным игроком; 6) поощрять нововведения; 7) иметь способность понимать нужды подчиненных; 8) городская власть; 9) иметь навыки проведения полицейских операций; 10) сотрудничать с местными властями; 11) выполнять задачу; 12) политические цели; 13) взять на себя ответственность за контроль над управлением; 14) понимать полицейские программы; 15) иметь знание в области полицейского управления; 16) контролировать выполнение обязанностей; 17) совершенствовать навыки руководства; 18) противостоять политическому давлению; 19) оценивать поведение и действия подчиненных; 20) закончить Академию.

4. Переведите текст на русский язык, не прибегая к помощи словаря.

POLICE MANAGER'S SKILLS AND ABILITIES

The effective police manager must have an ability to deal with conflict and change. He must use the latest theoretical innovations to the field of management. The ability to direct people is also a necessary part of his day-to-day operation. It is the police manager's role to achieve the goals of his organizational unit through the most effective and efficient use of his resources - people, money, time, and equipment. The goals of the organization can only be achieved through team cooperation, not by an individual.

The successful police manager must be patient (терпеливый) with his staff members. He must have the ability to evaluate fairly the behavior (поведение) and actions of his subordinates. The manager must learn to understand the feelings of his subordinates, and allow (позволить) them to achieve their personal goals, as well as those of the organization.

The manager must be a real expert in his field and constantly upgrade his management skills.

5. Переведите текст с помощью словаря.

WHY DO WE NEED EFFECTIVE POLICE MANAGERS?

There are over 40,000 law enforcement agencies in the USA employing about 420,000 police officers at the cost of millions of tax dollars a year. Policing is big business in today's economy. It is not unusual to find a community of 180,000 people with a 450-strength police force budgeted for \$10 million.

The rational citizen, looking at a 10 million dollars business, would expect the most administratively competent personnel to be selected to lead this local police agency. Not so. Most police organizations are headed by former line officers who have worked their way up through the hierarchical, civil service organizational structure. While these individuals were generally excellent operating personnel, many have lacked the skills and knowledge necessary to manage a police organization. Moreover, few have had the opportunity to expand their knowledge of modern management techniques necessary to perform their new responsibilities satisfactorily. Unfortunately, too, some communities even have it in their municipal charters that the new police chief has to be chosen from existing members of the police force.

If we want these agencies to be effective, police managers should be selected and promoted for their demonstrated and potential ability to manage, not for their ability to perform operating tasks.

6. Прочитайте и переведите таблицу профессиональных качеств, которыми должен (и не должен) обладать успешный руководитель полицейского органа. Дополните таблицу, дописав те качества и навыки, которыми, по Вашему мнению, должен (не должен) обладать начальник полиции.

To be a successful police manager a potential candidate

1) must

2) mustn't

be a strong leader	be weak in performing the leadership functions
understand the needs of the people both inside and outside the organization	ignore the needs of the staff members
delegate responsibilities to his subordinates and control the performance of their duties	perform his staff's responsibilities

have an ability to cooperate with staff and local authorities members	be bad at communicating with staff and local authorities' members
have command experience and knowledge of police management	have skills only in line operations
take responsibility for an overall management control	delegate the controlling functions to his subordinates
have an ability to manage future problems	be afraid of problems
have an ability to make administrative decisions	be bad at decision-making
confront political pressure	be interested in achieving political goals
be intellectual and well educated	be ill-educated and incompetent
be open to new ideas and progressive	be conservative and close to new ideas
have a good reputation in the community	have a bad reputation in the community
.....

7. На основе прочитанного текста и приведенной выше таблицы составьте устное сообщение о том, какими навыками и умениями должен (не должен) обладать потенциальный кандидат на должность начальника органа внутренних дел.

8. Вы – мэр города Лос-Анджелес (США). Проанализируйте приведенные ниже резюме потенциальных кандидатов на должность начальника полиции города и выберите кандидата, который, по Вашему мнению, имеет наибольшие основания занять эту должность. Обоснуйте свой выбор.

Резюме № 1

<p>Name: Daniel Ganhal Country: Switzerland Native city: Geneva Age: 34 Marital status: married to Olivia Mendos, a Spanish actress</p>
--

Children: three children (a son and two daughters)

Parents:

Education: San-Francisco University (Economic Department, Bachelor Degree in Economy); New York Police Academy

Experience: beat officer, San-Francisco (4 years); chief of correctional institution, New York (3 years); chief of San Francisco municipal police department (2 years)

Professional skills and abilities: good at dealing with staff and decision-making; ready to perform the leadership functions and take responsibility for an overall management control; open to new ideas

Additional skills and abilities: advanced computer skills; Spanish and native German language

Hobbies: fishing and popular music

Резюме № 2

Name: John Nearon

Country: USA

Native city: Los Angeles

Age: 43

Marital status: divorced

Education: Los Angeles Law University (Master degree in Law); Federal Police Academy, New York

Experience: beat officer, Los Angeles (4 years); officer of criminal investigation division, New York (6 years); chief of municipal police department, New York (7 years);

Professional skills and abilities: good skills in police leadership; team-player; ready to confront political pressure and face problems; always trying to achieve the stated goals

Additional skills and abilities: good at analyzing information and working with computerized data; good sportsman (wrestling)

Hobbies: football fan

Резюме № 3

Name: George Clayton

Country: USA

Native city: Boston

Age: 47

Marital status: married to Linda Clayton, a member of the local council

Children: no children

Education: Harvard University (Master degree in Law)

Experience: customs officer (3 years); detective of police department, Boston (5 years); chief of municipal police, Pervis, Missisipi (12 years)

Professional skills and abilities: an effective communicator with an ability to listen to effectively; progressive manager; good at dealing with human and material resources; always trying to accomplish the stated task

Additional skills and abilities: computer user; French language; winner of the regional box championship

Hobbies: tennis and swimming

9. Прочитайте и переведите диалог начальника отдела кадров с кандидатом на должность начальника регионального управления полиции.

Chief of Personnel Department: So, you left school in 1995, didn't you?

Sokolov: Yes, I did.

Chief: What did you do after leaving school?

Sokolov: I entered the Moscow Police College and graduated from it in 1997. Then I joined police in my native town.

Chief: What's your native town? Where are you from?

Sokolov: My native town is Tula. I'm from Tula.

Chief: Where did you work? What was your post?

Sokolov: I worked as a detective at the district police division.

Chief: What were your responsibilities at work?

Sokolov: I searched a crime scene, collected evidence, interrogated witnesses and victims and arrested criminals.

Chief: Do you have skills only in line operations?

Sokolov: No, I have several years of command experience. In 2006 I graduated from the Academy of Management of the Interior Ministry in Moscow and was appointed to the post of deputy chief of the municipal police department. I made decisions, delegated responsibilities to my subordinates and supervised the performance of their duties. Three years later I had a promotion and was appointed to the post of chief of city police. My new functions included an overall management control and cooperation with the local authorities. An important part of my activity was to coordinate the work of my department with the other public organizations in the community.

Chief: Did your responsibilities include evaluation and inspection of your subordinates' activity?

Sokolov: Yes, they did. And I also dealt with planning, resource utilization, reporting and violation of legal and moral norms by the militia officers.

Chief: By the way, are you good at communicating with people?

Sokolov: Yes, I am a team player and I try to understand the needs of my staff. But on the other hand I always try to achieve the stated goals.

Chief: Are you married?

Sokolov: Yes, I am. My wife works as an expert at the Forensic Science Laboratory.

Chief: Do you have children?

Sokolov: Yes, we do. Our son is a student of the Moscow Law University.

Chief: Do you have any special qualifications?

Sokolov: Some years ago I took the computer courses. Now I am good at filing information and working with computerized data.

Chief: Do you speak any foreign languages?

Sokolov: Yes, I do. I speak good English and I can understand German a little.

Chief: Why would you like to have this position?

Sokolov: Because it's a good chance to get more knowledge of police management and I'll do my best to perform the leadership functions well.

Chief: Well, I think you have all the necessary skills and abilities for this position

10. Вы – кандидат на должность руководителя полицейского управления. Ответьте на вопросы начальника отдела кадров.

Chief of Personnel Department: Where did you work? What was your post?

You:

Chief: Do you have a command experience?

You:

Chief: How many subordinates did you have under your command?

You:

Chief: Are you ready to take responsibility for management control of the municipal police?

You:

Chief: How often did you take administrative decisions?

You:

Chief: Did you cooperate with local authorities?

You:

Chief: Did you ever confront political pressure at your work?

You:

Chief: What higher educational institution did you graduate from?

You:

Chief: Are you open to new ideas?

You:

Chief: Do you have an ability to manage problems?

You:

Chief: Did your police division have a good reputation in the community?

You:

Chief: Thank you, for the interview, sir. We'll let you know about our decision.
Good bye.

11. Переведите эти диалоги на английский язык.



DIALOGUE 1

А.: Вы имели опыт руководящей работы?

В.: Да, я был начальником районного отдела по охране общественного порядка.

А.: Вы всегда добивались поставленных целей?

В.: Да, я и мои сотрудники всегда выполняли поставленные задачи.

DIALOGUE 2

А.: Новый начальник уголовного розыска взял на себя ответственность за контроль над управлением подразделением.

В.: Он умеет принимать административные решения?

А.: Да, и он очень эффективно использует человеческие и материальные ресурсы.

В.: Вот почему (that's why) он имеет такую высокую репутацию в обществе.

DIALOGUE 3

А.: Вы были руководителем отдела полиции?

В.: Да, я руководил областным управлением полиции.

А.: Вы поощряли нововведения в своем отделе?

В.: Да, я был открыт для новых идей.

DIALOGUE 3

А.: Вы выполняли руководящие функции?

В.: Я был начальником уголовного розыска в моем родном городе.

А.: Как Вы справлялись с проблемами?

В.: Я принимал своевременные (timely) управленческие решения.

DIALOGUE 4

А.: Вы сотрудничали с местными властями в качестве полицейского руководителя?

В.: Да. Но я всегда противостоял политическому давлению.

А.: Как Вы совершенствовались Ваши руководящие навыки?

В.: Я закончил Академию управления МВД России в прошлом году.

DIALOGUE 5

А.: Наш новый начальник – очень прогрессивный руководитель. Он поощряет нововведения в нашем подразделении.

В.: Поздравляю! Вам очень повезло! Какой была его предыдущая (previous) должность?

А.: Он был заместителем начальника отдела полиции.

В.: Это важно иметь знания в области управления полицейским подразделением.

12. Ролевая игра.

А.: Вы – потенциальный кандидат на должность начальника управления полиции. Составьте свое резюме (письменно) и подготовьтесь к собеседованию в отделе кадров.

Б.: Вы – начальник отдела кадров. Проведите собеседование с кандидатом на должность начальника управления полиции. Примите соответствующее решение.

13. Переведите текст на русский язык с помощью словаря.

OPERATING PRIORITY

When a police manager performs managerial type activities and operating type activities simultaneously (одновременно), he will usually give priority to the operating work.

The management activities of planning, leading, organizing, and controlling are often set aside and the manager uses his time performing operational tasks. Managerial work requires thinking and concentration, while operating activities usually involve some physical type of work. Police managers, through training and experience, are more familiar with the operating tasks in the police organization,

and the performance of these tasks usually brings immediate satisfaction. But when the manager is unable to devote sufficient time to his management activities, he becomes ineffective and is constantly faced with crisis situations.

The most effective way for the police manager to avoid placing too much emphasis on operating work is to clearly define his administrative role. He can establish a work diary of his daily activities and then examine his performance of management activities as opposed to operating activities. Commanders in the organization should explain to their subordinates (managers, in the middle level) the necessity for management activities, and it is for these activities that the police manager should be evaluated by the chief of police or city manager.

14. Переведите на русский язык предложения, употребляя данное выражение.

**I do my best (to help you) –
Я делаю все, что от меня зависит (чтобы помочь Вам)**

Образец: Она делала все, что от нее зависело, чтобы опознать подозреваемого.

She did her best to identify a suspect.

1. Я делал все, что от меня зависит, чтобы эффективно использовать человеческие и материальные ресурсы.
2. Он делает все, что от него зависит, чтобы выполнить поставленную задачу.
3. Полицейский руководитель делает все, что от него зависит, чтобы противостоять политическому давлению.
4. Этот офицер делал все, что от него зависело, чтобы получить знание в области полицейского управления.
5. Начальник областного управления полиции делал все, что от него зависело, чтобы контролировать деятельность своего управления.
6. Мы делаем все, что от нас зависит, чтобы добиться поставленной; цели.
7. Он делал все, что мог, чтобы стать командным игроком.
8. Администрация делает все, что от нее зависит, чтобы поощрять нововведения.

15. Переведите текст на русский язык с помощью словаря.

THE SUPERVISOR'S ROLE IN POLICE ORGANIZATION

The supervisor's position in the organization is a vital link between line employees and management. A major problem is that line officers promoted to

supervisory positions often do not make the transition to thinking as a supervisor. The primary reasons for this are 1) promotion by civil service examinations that often do not test for police management skills and 2) lack of timely in-service training into the supervisory role.

As one officer, newly promoted, said, «The hardest thing about this job is disciplining personal friends with whom I went to the academy».

In a small-sized police department, the supervisor's role is closer to that of the line officer, with the supervisor often sharing many of the duties of the line officer.

16. Прочитайте и переведите эти тексты без помощи словаря.

LIFE STORIES

Text 1

Hi! I'm David Robertson. Do you remember me? I'm from London. I'm Deputy Commissioner of Metropolitan Police. I was a rich and happy man. But I have many problems now.

I don't have any car now because someone stole my new Rolls-Royce. Yesterday I had a telephone call. Someone told me about my daughter's kidnapping and asked for \$ 500,000. But I don't have any money. My father's bank went bankrupt because thieves robbed it two months ago. The police arrested my son on charge of a robbery. He and his friends broke into the pharmacy and stole drugs. My wife is going to divorce me. She took a lawyer and claimed for my property.

Look at me! I had everything. Now I have nothing. Life is terrible!

Text 2

Hello, I'm Tom King. I'm from Manchester but I live in London now. I'm a customs officer. I am married now. I married two years ago. My wife graduated from the London University last year. Now she works at the Personnel Department of Metropolitan police.

I have good news. Yesterday I helped to confiscate a large delivery of drugs. Drug dealers were going to transport it to Germany. I suspected these people because they looked very nervous.

Let me tell you about my friend, Terry Archer. Last year he detected a very serious crime and arrested a man who committed eight murders. He worked very hard: searched the scene of crime, interrogated many witnesses and suspects. No wonder (не удивительно) he had a promotion. Now Terry is Deputy Chief of the CID.

I think life is O.K.

Text 3

Hello! My name is Bill Morgan. I have wonderful news! I won a prize in a federal lottery. I got \$ 1000,000! I divorced my wife. I bought an expensive car and a nice house in the south of France. I married a beautiful girl. I bought a private security company. I think it is very important to protect people's life and personal property. I like my work.

Life is great! I have everything!

Text 4

Hi! I'm John Smith. I'm a thief. I stole Mr. Robertson's Rolls-Royce last week. I was one of the men who robbed his father's bank. I am a rich man now! But I have many problems. The police have my picture. You can see it with the words «Wanted» on it. I am afraid they are going to arrest me very soon.

God help me!

17. Что Вы знаете о Соединенных Штатах Америки? Проверьте себя, выбрав правильные ответы на эти вопросы.

1. Where does the president of the United States live and work?

- Congress
- The White House
- The Pentagon

2. Which is the biggest state in the United States?

- Texas
- California
- Alaska

3. How many states are there in the USA?

- 48
- 52
- 50

4. When did the American Civil War end?

- 1789
- 1865
- 1776

5. Who was the first president of the USA?

- George Washington
- Abraham Lincoln
- Ulysses Grant

6. Why do the Americans celebrate the 4th of July?

- The first moon landing
- Declaration of Independence
- The end of the American Civil War

7. Where is Hollywood?

- New York
- San Francisco
- Los Angeles


8. What is the most popular sport in the USA?

- Baseball
- American football
- Tennis



GRAMMAR IN USE

1. Спряжение глагола “to be” в простом прошедшем времени (Simple Past)



а) утвердительная форма

I, he, she, it	was
we, you, they	were

б) отрицательная форма

I, he, she, it	was not (wasn't)
we, you, they	were not (weren't)

в) вопросительная форма

Was	I, he, she, it ?
Were	we, you, they ?

г) краткие ответы

Yes,	I (he, she, it), we (you, they)	was were
No,	I (he, she, it) we (you, they)	was not (wasn't) were not (weren't)

2. Спряжение глаголов в простом прошедшем времени (Simple Past)

а) утвердительная форма

	Правильные глаголы	Неправильные глаголы
I, he, she, it we, you, they	lived / worked / played / visited	spoke / had / went / came / met / saw.

б) отрицательная форма

I, he, she, it, we, you, they	did not (didn't)	live / work / play / visit / speak / have / go.
----------------------------------	-------------------------------------	--

в) вопросительная форма

Did	I, he, she, it, we, you, they	live / work / speak / have / go?
------------	----------------------------------	-------------------------------------

г) краткие ответы

Yes,	I, he, she, it, we, you, they	did.
No,	I, he, she, it, we, you, they	did not. (didn't).

3. Специальные вопросы

а) глагол «to be»

When	was the last meeting?
Where	were you yesterday?

б) остальные глаголы

When	did	he go to the meeting?
Where	did	you go yesterday?



EXERCISES

1. Прочитайте и переведите утвердительные формы прошедшего времени этих глаголов в соответствии с образцами произношения.

d	t	id
lived	worked	graduated
died	liked	visited
called	asked	detected
preserved	enforced	protected
married	watched	investigated
studied	searched	prevented

2. Запомните формы прошедшего времени этих неправильных глаголов.

to be	быть	was / were
to have	иметь	had
to go	идти	went
to come	приходить	came
to do	делать	did
to deal	иметь дело	dealt
to speak	говорить	spoke
to give	давать	gave
to meet	встречать(ся)	met
to see	видеть	saw
to steal	воровать	stole
to shoot	стрелять	shot
to take	брать	took
to drink	пить	drank
to eat	есть	ate

3. Вставьте вместо пропусков правильную форму глагола «to be» – WAS или WERE.

1. I ... at the Academy yesterday.
2. We ... not busy on Sunday.
3. What ... your post two years ago?
4. How old ... you last year?
5. ... he a witness to this traffic accident?
6. ... you at work yesterday?
7. She ... not at home in the evening.
8. When ... your holiday?
9. They ... in America last month.
10. He ... my subordinate 7 years ago.
11. ... you busy on Sunday?
12. How ... his English last year?

4. Вставьте вместо пропусков правильную форму глагола: was / were или wasn't / weren't.

1. The hotel ... comfortable but it ... expensive.
2. The weather ... fine so we stayed outside.
3. I ... upset because my friend didn't come to my birthday party.
4. We ... at the cinema yesterday because we couldn't buy tickets.
5. It ... my first visit to London and I went to see its historical p[laces].
6. One of my relatives ... a jury member of that trial.
7. This man had a criminal past and it ... his first offence.
8. It ... very cold on Friday and my wife gave me a warm coat.
9. The traffic ... bad and we ... late for the meeting.
10. Last week my son passed an English exam very well, it ... very difficult for him.

5. Раскройте скобки, употребив формы простого прошедшего времени глаголов.

1. My friends (be) at the football match yesterday. 2. Last year I (work) as an investigator at the CID. 3. I (deal) with the most serious crimes. 4. My brother (graduate) from the Law Department of the University two years ago. 5. We (be) in America in 1996. 6. A criminal (steal) my car a week ago. 7. I (have) many problems last week. 8. We (meet) last Sunday. 9. Alex and Victor (come) from Moscow yesterday. 10. I (give) my subordinates instructions about the case under investigation.

6. Сделайте эти предложения отрицательными в соответствии с образцом

*Образец: He worked at the CID.
He did not work at the CID.
(He didn't work at the CID).*

1. He took the responsibility for management control. 2. They robbed the bank yesterday. 3. Our police division achieved the stated goal. 4. It was a police manager's administrative decision. 5. We spoke English in America last year. 6. I went to London in 1994. 7. They saw many historical monuments in London. 8. This officer had a command experience. 9. I made an administrative decision about this operation. 10. They were at home yesterday evening.

7. Задайте общие вопросы к предложениям из упражнения № 6.

8. Задайте специальные вопросы к этим предложениям.

1. He was at the Academy yesterday. (When?) 2. They investigated a contract murder last week. (What kind of?) 3. The police manager encouraged innovations in his department. (What?) 4. I came home very late. (Who?) 5. Our police department cooperated with the local authorities in accomplishing this task. (Why?) 6. We went to the cinema yesterday. (Why?) 7. He visited parents every Sunday. (How often?) 8. They discussed professional problems last week. (What?)

9. Прочитайте текст об одном рабочем дне начальника отдела милиции. Раскройте скобки, употребив глаголы в простом прошедшем времени.

Yesterday I (have) a very hard day. I (be) very busy in the morning. I (give) orders and instructions to my subordinates. We (discuss) the most important cases under investigation. There (be) a street shooting two days ago. The criminals (use) arms. Five people (die) in that criminal conflict. We (interrogate) the witnesses and (apprehend) three suspects. They (be) members of one organized criminal group.

In the afternoon I (meet) a delegation from the USA. They (be) senior police officers from the New York City Police Department. They (come) to Moscow to discuss professional problems with their Moscow colleagues.

We (begin) to cooperate with our American colleagues three years ago. Our officers (go) to the USA to discuss problems of criminal terrorism in a big city. They (visit) some law enforcement agencies and (study) the law enforcement system of the USA.

In the evening I (have) a call from the duty section. A criminal (shoot) a policeman during his patrol duty. We all (be) happy the officer (do not die).
I (come) home very late. It (be) not the happiest day in my life!

10. Полиция полагает, что этот человек принимал участие в ограблении банка в Лондоне в субботу около двух часов дня. Подозреваемый утверждает, что его не было в Лондоне в выходные дни, так как он ездил в Шотландию. Восстановите его показания, заполнив пропуски необходимыми глаголами. Выберите из:

see, buy, stay (остановиться), have, pay, go, take, come, be, want, use, meet, keep (сохранить)

**Ответьте на вопросы: *Does a suspect have an alibi?*
*Why do you think so?***

1. On Friday I ... by bus to Heathrow Airport.
2. I ... to the airport at 5.40 in the evening.
3. I ... some sandwiches at the airport because I wanted to eat.
4. I ... my friend's wife at the airport.
5. My flight ... at 6 o'clock p.m. and I ... little free time.
6. When I ... in Edinburg airport I ... a taxi to a hotel.
7. I ... at the Cumberland Hotel not far from the centre of the city.
8. My room number ... 674.
9. I ... dinner in the hotel restaurant.
10. I didn't ... a credit card to ... for my dinner.
11. After dinner I ... a film at the Odeon cinema.
12. On Saturday morning I ... to the centre of the city because I ... to see its historical monuments.
13. In the afternoon I ... fishing.
14. In the evening I ... my old friend in a small country near Edinburg.
15. I ... to the country by a local train.
16. I didn't ... a train ticket.
17. On Sunday morning I ... back to London.

11. Переведите эти предложения на русский язык с помощью словаря, обращая внимание на перевод глаголов в простом прошедшем времени.

1. The communication process within police agencies became one of the major problems for the police manager.
2. During the 1950s the management structure began to shift toward the more democratic or participatory management which is familiar in law enforcement today.
3. Douglas McGregor pointed out in his studies that the «soft» approach to management in many instances led to an abdication of the management authority. Employees began to expect more and to give less in return.
4. The Systems Management approach recognized that the organization can reach its stated objectives and goals only through the interrelationship of its parts.
5. In 1950 Herbert Maslow developed the «Hierarchy of Needs» in which he classified the needs of people at different levels.
6. Between 1970 and 1974, a number of municipalities introduced team policing into their areas, with and without assistance from federal and private funding sources.
7. The «Neighborhood Watch» scheme all started a few years ago in the village of Millington after a number of burglaries in the village and surrounding area.

12. Вставьте предлоги вместо пропусков. Переведите эти предложения на русский язык.


1. The prosecutor charged these men ... a contract murder.
2. Yesterday I had a meeting ... the community representatives.
3. A police manager must understand the needs ... his subordinates.
4. The police manager confronted the pressure ... local authorities.
5. There were no witnesses ... that traffic accident.
6. The duty section had a call ... shooting ... the dance club.
7. Police officers took the evidence ... the Forensic Science Laboratory.
8. My friend works ... the General Police Department.
9. It is important to cooperate ... foreign organizations in crime control.
10. Domestic violence affects all sections ... the community.
11. Traditional police departments are characterized ... a high degree of centralization.

UNIT 5

PRINCIPLES AND GOALS OF POLICE MANAGEMENT



1. Запомните эти слова и выражения.



to manage (to direct)	руководить
top management	высшее руководство
to supervise	контролировать (надзирать)
supervisor	контролер, руководитель
short-term and long-term goals	краткосрочные и долгосрочные цели
to state goals and tasks	устанавливать цели и задачи
to make improvements	вносить улучшения
/ innovations	/ новшества
to provide cooperation	обеспечивать взаимодействие
to select proper executives	выбирать подходящих исполнителей
to encourage and reward executives	поощрять и вознаграждать исполнителей
to make a promotion	выдвигать на повышение
to take correctional actions	принимать меры к исправлению
to need	нуждаться
a need	необходимость
necessary	нужный
it is necessary ...	нужно (необходимо) ...
to develop	развивать; совершенствовать
to participate (participation)	участвовать (участие)
teamwork	«командная работа»

strong (weak) points
to conduct an inspection
departmental rules and
regulations

сильные (слабые) стороны
проводить проверку
ведомственные правила и нормы

2. Переведите текст на русский язык, не прибегая к помощи словаря.

MANAGEMENT FUNCTIONS

The police management process has twelve managerial functions. Seven of these are the individual functions of the police manager. The other five are the functions of management that normally are delegated to several executives, including the manager (supervisor). Some of these functions are usually performed together. For example, a manager may be planning and organizing for next week's work while directing and coordinating today's work.

Actions related to the seven functions of a police manager:

- 1) to identify short-term and long-term goals;
- 2) to integrate interests of the individual with those of the organization;
- 3) to give orders and instructions for subordinates;
- 4) to review policies and make improvements and innovations;
- 5) to encourage the best standards of executives' performance and their maximum participation in achieving the goals of the organization; to set personal example of optimum performance;
- 6) to provide opportunities for subordinates' self-development, stressing their strong points and talents rather than pointing out their minor weaknesses;
- 7) to make timely practical decisions and evaluate their long-term effects (последствия) .

Actions related to the five functions of management:

- 1) *planning*, which includes the need to study the situation in detail, identify the goals and provide the procedures under which the plan will be accomplished;
- 2) *organizing*, which includes the need to select proper staff members and delegating them duties and responsibilities necessary for achieving the stated goals;
- 3) *directing*, which includes leadership and supervision of management in relation to the stated mission;

- 4) *coordinating*, which includes the need to provide cooperation and synchronization of the executives' activities;
- 5) *controlling*, which includes the need to collect, analyze and evaluate information, compare (сравнить) the actual results with the standards and keep all the executives' actions oriented toward accomplishing the stated task.

3. Найдите русские эквиваленты следующих английских выражений:

Образец: 1) – 24)

1) to perform duties; 2) to direct the operation of a police unit; 3) short-term plans; 4) to violate departmental rules and regulations; 5) to provide coordination of different divisions; 6) to make improvements and innovations; 7) to control the activities of executives; 8) to identify long-term goals; 9) to participate in regional inspection; 10) to select proper executives; 11) to develop subordinates' careers; 12) to state tasks for subordinates; 13) to reward the best executives; 14) to participate in teamwork; 15) to develop strong points of police organization; 16) to conduct an inspection; 17) to evaluate performance of duties; 18) to encourage the optimal performance of duties; 19) subordinates' weak points; 20) to make reports for police top management; 21) to supervise the performance of police operation; 22) to provide coordination of executives' activities; 23) to be responsible for high standard of moral ethics; 24) to make a promotion; 25) to take correctional actions.

1) принимать меры к исправлению; 2) участвовать в областной проверке; 3) оценивать выполнение обязанностей; 4) обеспечивать взаимодействие усилий подчиненных; 5) руководить деятельностью полицейского подразделения; 6) вносить улучшения и новшества; 7) выбирать подходящих исполнителей; 8) поощрять оптимальное выполнение обязанностей; 9) надзирать за выполнением полицейской операции; 10) обеспечивать согласованность (действий) различных подразделений; 11) вознаграждать лучших исполнителей; 12) слабости подчиненных; 13) устанавливать долгосрочные цели; 14) участвовать в «командной работе»; 15) составлять отчеты для высшего руководства полиции; 16) нарушать ведомственные правила и нормы; 17) способствовать развитию карьерного роста подчиненных; 18) проводить инспекцию; 19) развивать сильные стороны полицейской организации; 20) руководить действиями исполнителей; 21) отвечать за высокий уровень моральной этики; 22) выдвигать на повышение; 23) краткосрочные планы; 24) выполнять обязанности; 25) устанавливать задачи подчиненным.

4. Переведите текст на русский язык, не прибегая к помощи словаря.

STYLES OF POLICE MANAGEMENT

There is much discussion related to the advantages (преимущества) of autocratic and participative styles of management. But the real world suggests that the best style is «situational», in which you adapt your management style to the particular organizational situation. A new head of police department should spend the first months identifying strong and weak points of the organization and preparing a list of recommendations for needed change. For this it would be necessary to interview the department personnel from the lowest level positions to the highest-ranking staff member. Begin the interview by asking about personal life, as it is important for them to know someone in authority cares (проявляет заботу) about them as individuals. Then you should encourage them to share their ideas about organization with you. With this simple method you can quickly identify, categorize and prioritize the most pressing problems of the organization.

An effective police manager must delegate responsibilities to his subordinates and control how they are going to accomplish them. In this way he will help them to perform their functions and to develop their careers. When making promotions a police manager should remember to reward only team players, i.e. those officers who participate in the achieving of the police organization's goals.

5. Выберите подходящее слово или выражение и поставьте их вместо пропусков. Переведите эти предложения на русский язык.

Local authorities, task, human and material resources, command experience, staff members, decision-making, reports, political goals, improve, evaluate, to harmonize, team-players, promotions, innovation, develop

1. The officers of this police department make daily oral ... to the agency head.
2. The direction and supervision of a police agency is a difficult
3. A police leader must ... tactical plans for the unit's activity.
4. It is necessary for a police leader to have several years of
5. A police manager must encourage the officers to work as
6. A progressive police manager must be good at
7. A manager should make an effective use of
8. A head of a police department must not deal with
9. An important part of police management is communicating with the
10. A head of police department must motivate and educate his
11. If a manager is open to new ideas he always welcomes

12. A manager must periodically ... the unit's operation.
13. A police leader must do his best ... the activity of the staff.
14. A police leader must make ... inside his unit.
15. A successful police manager must take steps ... the relations between his unit and other police departments.

6. Выберите подходящие по смыслу прилагательные и вставьте их вместо пропусков.

Long-term, optimal, best, administrative, different, stated, strong, departmental, top, high.

1) to achieve the ... goals; 2) to reward the ... executives; 3) to protect ... standards of moral ethics; 4) to make ... decisions; 5) to make reports for police ... management; 6) to develop ... points of police organization; 7) to identify ... goals of police unit; 8) ... performance of police duties; 9) to violate ... rules and regulations; 10) cooperation of ... divisions.

7. Переведите эти предложения на английский язык, используя следующие выражения:

It is necessary... – Нужно ...

We need ... – Нам нужно...

The manager needs ... – Руководителю нужно ...

1. Нужно выполнить поставленную задачу.
2. Нам нужно развивать сильные стороны нашей организации.
3. Вам нужно хорошо выполнять свои обязанности
4. Мне нужно составить отчет для высшего руководства полиции.
5. Вам нужно провести инспекцию районного отдела полиции.
6. Нужно наградить лучших исполнителей этой полицейской операции.
7. Полицейскому руководителю нужно устанавливать долгосрочные цели.
8. Нужно вносить улучшения и новшества в работу полицейского управления.
9. Заместителю начальника полиции нужно выбрать подходящих исполнителей для этого задания.
10. Руководителю нужно всегда оценивать действия своих подчиненных.
11. Необходимо обеспечивать взаимодействие усилий подчиненных.
12. Нам нужно поощрять эффективную коллективную работу.
13. Всем полицейским нужно знать ведомственные правила и нормы.
14. Эффективному полицейскому руководителю нужно добиваться поставленных целей.

15. Руководителю полицейского подразделения нужно принимать управленческие решения.

8. Переведите текст на русский язык, не прибегая к помощи словаря.

TRADITIONAL AND MODERN GOALS OF POLICE MANAGEMENT

The traditional goals of police organization are 1) protection of life and property; 2) preservation of peace; 3) prevention of crimes; 4) apprehension of criminals.

These basic tasks for policing have a major defect – they have become *reactive* (реагирующий на какие-либо действия).⁴ Most police activities are reactions to calls for service. But even in large cities, the calls are largely service oriented and very seldom deal with crime control. For example, of the 1,027,000 calls received by the Detroit police last year, only 16 percent were related to crime. Contrary to the television dramas, calls for crimes in progress are few. Most often police deal with on-scene confrontations, battered children, family crises, and the mentally (умственно) ill people.

Progressive police leaders must act in a *proactive* (упреждающий, профилактический) manner. They need to go beyond (выходить за рамки) the traditional purposes of policing to the following areas of responsibility:

1) performance; 2) preparedness; 3) progressiveness.

We need to monitor and evaluate *performance* of line officers and police managers so as to reward the best delivery of police services to the community.

Preparedness is important for the needs of short- as well as long-term planning. Today all police personnel should be trained to manage future problems.

Progressiveness is a basic management concept. The leaders must be flexible (гибкий) and willing to institute new ideas.

⁴ In the reactive police department officers on patrol generally spend their time in a parked car reading the paper and drinking coffee, while waiting for that radio call that sends them to the scene of incident requiring police intervention. Very little time, if any, is spent on police patrol and prevention of crime.



Выучите эти выражения:

proactive management	упреждающий (профилактический) стиль руководства
reactive management	реагирующий на какие-либо действия стиль руководства
preparedness	ГОТОВНОСТЬ

9. Переведите текст на русский язык с помощью словаря.

EFFECTIVE POLICE MANAGEMENT

A police department is a big business with a budget of hundreds of thousands, and in some cases, millions, of dollars. The organizational style of most police agencies is still based on the bureaucratic structure of the nineteenth century civil service. To perform the police function, orders have to be written and orders have to be carried out.

The proactive approach adds another dimension to the traditional bureaucratic structure: *forward planning*. The central core of the proactive approach is the need for police management to anticipate events. A police manager must be a *progressive performer, prepared to handle future problems*.

The most significant elements of *proactive police management* are community participation policy; use of modern communication models, budgeting systems and technology; great emphasis on forward planning and consultative style of management.

Although it is necessary to use the principles of the traditional bureaucratic structure to administer the modern, proactive police department, these principles are applied in a flexible manner. The ideal police structure is the synthesis of proactive and traditional, democratic, and authoritarian styles. This department may be viewed by the citizens as an effective force in achieving a stable community – good place in which to live and raise children.

10. Выполните письменный перевод этого текста на русский язык без помощи словаря. Время выполнения перевода – 15 минут.

POLICE ORGANIZATION

In any police organization there are three major areas of work:

1) administration, 2) supervision, 3) operations.

Administrative functions are performed by top management and the immediate (непосредственные) subordinates of the top-management team. They create and set policy and provide guidance for the organization.

Supervision is normally performed by the immediate supervisors of line personnel. They help to set the tone of the organization and provide the accomplishment of tasks identified by police top management.

Operations are performed by line personnel who normally have direct contact with the public and carry out (выполняют) the daily police activities.


11. Выполните письменный перевод этого текста на русский язык с помощью словаря. Время выполнения перевода – 15 минут.

MAJOR MANAGEMENT FUNCTIONS

Each function is divided into management activities. These activities are the basic category of the management work product.

Major Management Functions	
<i>Function</i>	<i>Activities</i>
Planning	Forecasting, identifying goals, programming, scheduling, budgeting, establishing procedures, developing policies
Organizing	Developing organizational structure, delegating responsibilities, establishing relationships
Leading	Initiating, decision-making, communicating, motivating, selecting people, developing personnel
Control	Establishing performance standards, performance measuring, performance evaluating, performance correcting

12. Переведите эти диалоги на русский язык.



DIALOGUE 1

A.: What are the major functions of police management?

B.: There are 5 major functions of police management: to plan, to organize, to direct, to coordinate and to control the operation of a police department.

A.: What is the major task of a police manager?

B.: The major task of a police manager is to provide the effective operation of his department and to achieve the stated goals.

DIALOGUE 2

A.: What do the functions of planning and organizing include?

B.: They include the need to identify the goals of a police department and the need to select proper executives for achieving the stated goals.

A.: Does a police manager need to coordinate and control the activities of his subordinates?

B.: Yes, it is very important to coordinate and supervise the performance of their duties in accomplishing the stated task.

DIALOGUE 3

A.: What are the major functions of a police manager?

B.: They are: 1) to identify short-term and long-term goals of police department; 2) to give orders and instructions for subordinates; 3) to inspect and evaluate the activity of subordinates; 4) to encourage and reward the best executives and others.

A.: Is it necessary to introduce new ideas into the operation of a police department?

B.: Yes, it is. A progressive police manager needs to make improvements and innovations into the management of a police organization.

DIALOGUE 4

A.: How does a police manager help his subordinates to accomplish the stated task?

B.: He delegates duties to police officers, directs and evaluates their activities and encourages the best executives.

A.: Is an effective police leader interested in his subordinates' careers?

B.: Yes, he is. He helps his subordinates to develop their careers and makes promotions.

DIALOGUE 5

A.: What does a police manager do if his subordinates violate departmental rules and regulations?

B.: He takes correctional actions.

A.: What is the most difficult function of a police leader?

B.: The most difficult thing is to discipline personal friends with whom a police manager went to the Police Academy.

DIALOGUE 6

A.: What are the major styles of police management?

B.: There are two basic styles of police management: reactive and proactive management.

A.: What are strong points and weak points of these styles of management?

B.: Reactive police management seldom deals with crime control. It spends too much time and money on reacting to calls for service.

Proactive (preventive) style of police management is more effective because it deals with crime prevention.

DIALOGUE 7


A.: What is the ideal style of police management?

B.: The ideal police management is the synthesis of traditional and new preventive styles of police administration.

A.: Why do you think so?

B.: Because to prevent crime is better than to control it.

13. Переведите эти диалоги на английский язык.



DIALOGUE 1

А.: Какие главные функции управления полицией?

В.: Главные функции управления полицией: планировать, организовывать, направлять, координировать и руководить деятельностью полицейской организации.

А.: Что включает в себя функция планирования?

В.: Она включает необходимость устанавливать долгосрочные и краткосрочные цели полицейского управления.

DIALOGUE 2

А.: Какая главная задача руководителя органа внутренних дел?

В.: Главная задача руководителя полицейского органа – обеспечивать эффективную деятельность своего подразделения и добиваться достижения поставленных целей.

А.: Какая главная обязанность его подчиненных?

В.: Их главная обязанность – выполнять установленные задачи.

DIALOGUE 3

А.: Вы – руководитель органа внутренних дел. Как Вы организуете деятельность своих подчиненных?

В.: Я даю приказы и инструкции своим подчиненным, направляю и инспектирую их действия.

А.: Вы поощряете «командную работу» подчиненных?

В.: Да, я делаю все возможное, чтобы добиться взаимодействия и координации действий подчиненных.

DIALOGUE 4

А.: Как Вы контролируете деятельность своих подчиненных?

В.: Я собираю и анализирую информацию, инспектирую и оцениваю действия своих подчиненных.

А.: Вы награждаете лучших исполнителей?

В.: Да, я награждаю офицеров за оптимальное выполнение поставленной задачи и выдвигаю их на повышение.

DIALOGUE 5

А.: Вы – начальник уголовного розыска. Какие Ваши главные функции?

В.: Я устанавливаю задачи и распределяю обязанности моим подчиненным.

А.: Как Вы надзираете за выполнением обязанностей?

В.: Я инспектирую и оцениваю действия своих подчиненных и поощряю лучших исполнителей.

DIALOGUE 6

А.: Вы надзираете за руководством этого районного органа внутренних дел. Какие сильные стороны руководства этим полицейским подразделением?

В.: Это подразделение имеет долгосрочные планы по предупреждению преступности в районе.

А.: Какие слабые стороны полицейского руководства?

В.: Полицейские офицеры иногда нарушают ведомственные правила и нормы.

DIALOGUE 7

А.: Ваши офицеры имеют хорошую репутацию в обществе?

В.: Да, наше полицейское управление имеет высокий уровень моральной и профессиональной этики.

А.: Вы отчитываетесь перед высшим полицейским руководством о деятельности своего подразделения?

В.: Да, я составляю отчеты для высшего полицейского руководства.

DIALOGUE 8

А.: Полицейскому руководителю нужно вносить улучшения и изменения в деятельность своего подразделения?

В.: Прогрессивному полицейскому руководителю должен быть открыт для новых идей (ideas).

А.: Почему это важно и необходимо?

В.: Новые идеи помогают лучше управлять полицейским подразделением.

14. Переведите текст на русский язык с помощью словаря. Время исполнения перевода – 15 минут.

THE DEPARTMENTAL RULES AND REGULATIONS

The Departmental Rules and Regulations are a standard characteristic of every police organization. They will vary in format and content from one police department to another, but the task is always the same – to provide a framework and fixed guidelines within which police activities and operations may function in an orderly manner.

The Rules and Regulations prescribe the standards, procedures and policies of the department. They outline the authority, responsibility and duties of every rank in the organization. Among other things they cover uniforms, equipment, the use of firearms and establish disciplinary proceedings.

15. Переведите текст на русский язык, не прибегая к помощи словаря.

INSPECTIONS

A police manager must control and evaluate the quality of police operation. It is the function of inspection to see that the quality of performance is always in agreement with the standards of the department. Periodic inspections of personnel, equipment and performance must detect violations of departmental rules and regulations and it is the function of a police chief to take the necessary correctional actions.

The inspections must be conducted according to a well-developed plan, so that nothing will be overlooked.

Inspections help to prevent failures (неудача) and lead to a higher degree of efficiency in both staff services and line operations.

16. Начальник районного отдела полиции беседует с инспектором, осуществляющим проверку деятельности его подразделения. Прочитайте и переведите этот диалог.

A.: I'm major Petrov. I am the head of the inspectional group. I'm here to check the operation of your department.

B.: How do you do, major? I've prepared all the necessary documents you may need. How long will the inspection last?

A.: I think about two weeks.

B.: What are you going to do during this time?

A.: First of all, I will talk to the officers who are responsible for policing in this district. And will you give me some information on the criminal situation in the district?

B.: We have some tables (таблицы) with figures (цифры) that illustrate the situation for the last 5 years. You'll get them tomorrow morning.

A.: Thank you. Can I ask you for help if I have any problem?

B.: Certainly. I'll be in the office all the time.

A.: Thank you very much. Good bye.

17. Вы участник инспекторской проверки патрульного подразделения. Закончите следующие вопросы, используя приведенные ниже выражения:

(patrol officers of your division; reports for the police top management; the necessary documents; participation of community; departmental rules and regulations; the criminal situation in the district; correctional actions; long-term plans on crime prevention in your district; the best executives; street crime statistics; families of juvenile offenders; crime rate figures)

1. Can I see ... ?
2. I'd like to speak to ... ?
3. Will you give me some information on ... ?
4. Will you show me the tables with ... ?
5. How often do you visit ... ?
6. Do you encourage ... in crime control?
7. How do you prepare ... ?
8. How often do you reward ... ?
9. What do you do to prevent violation of ... ?
10. Do you have ... ?
11. I am interested in
12. What kind of do you take in case of (в случае) violation of moral ethics?

18. Переведите текст на русский язык с помощью словаря.

FROM THE HISTORY OF MANAGEMENT

The history of management can be divided into three broad time periods by philosophy.

1. Scientific Management (1900 – 1940)
2. Human Relations Management (1930 – 1970)
3. Systems Management (1965 – Present)

The Scientific Management Theory dominated the period from the beginning of the 20th century to about 1940. Frederick Taylor (1910), «the father of scientific management», theorized that any organization could best accomplish its stated tasks through definite work assignments, standardized rules and regulations, close supervision, and strict controls. Emphasis was placed entirely upon the formal administrative structure and such terms as authority, chain of command, span of control, and division of labor were generated during this time period.

The Human Relations Management approach came from studies conducted by Harvard scholar Elton Mayo. Emphasis in these studies was upon the changes in working conditions. This approach also had its limitations. It placed the primary importance upon an employee and made the role of the organizational structure secondary. Employees began to expect more and to give less in return.

Management professionals soon recognized the need for developing a third management approach that would include the positive features of the Scientific Management and Human Relations structures.

In the mid-1960s the features of the Human Relations and Scientific Management approaches were brought together in the **Systems Management approach**. This approach fused the individual and the organization; it was designed to assist the manager in using his employees in the most effective way, while reaching the stated goals.

The Systems Management approach emphasized the necessity for authority and responsibility. And it recognized that an organization can reach its stated goals only through the interrelationship of its parts, through team cooperation, not by an individual.

19. Переведите текст на русский язык с помощью словаря.

«PODSCORB» MODEL OF POLICE ADMINISTRATION

POSDCORB is a model drawn from the management theory that describes the major function of any organization and how these functions are carried out. The acronym POSDCORB stands for Planning, Organizing, Staffing, Directing, Coordinating, Reporting, and Budgeting.

Planning

This activity includes short-range and long-range planning specifying major goals of police organization.

Organizing

Organizing deals with the creation of the formal structure of the police organization. The goal is to coordinate all the organizational units to perform in the most efficient manner so that the purposes of the organization are met.

Staffing

This function of management covers such aspects of the organization as hiring, firing, and training as well as assigning personnel to specific tasks and roles. Staffing includes developing precise job descriptions. Each job should be clearly defined and filled by a qualified employee.

Directing

In this category the manager needs to direct the day-to-day activities of his subordinates. As leader of the police organization, the manager must make decisions and issue orders and instructions.

Coordinating

The two major activities in this category are (1) the need to coordinate police agencies with other private and public agencies in the community and (2) the achievement of basic coordination within the police department itself.

Reporting

This means reporting to the police organization's political superiors, mayors, county executives, and the like.

Budgeting

Budgeting is a form of fiscal planning and requires knowledge of the kinds of budget models. There is little doubt that police administrators need more training in financial matters.



GRAMMAR IN USE

Спряжение глаголов в простом будущем времени (Future Simple)

а) утвердительная форма

I, he, she, it, we, you, they	will ('ll)	live / work / speak.
----------------------------------	-------------------	----------------------

б) отрицательная форма

I, he, she, it, we, you, they	will not (won't)	live / work / speak.
----------------------------------	-------------------------	----------------------

в) вопросительная форма

Will	I, he, she, it, we, you, they	live / work / speak?
-------------	----------------------------------	----------------------

Специальный вопрос

Where	will	he	live?
When	will	they	work?
Why	will	she	speak English?



EXERCISES

1. Раскройте скобки, употребив глагол в простом будущем времени.

*Образец: I (play) football tomorrow.
I'll play football tomorrow.*

1. He (go) to the country next weekend. 2. We (study) criminal law next year. 3. She (graduate) from the Law University in two years. 4. I (interrogate) this suspect in an hour. 5. I (make) this decision tomorrow. 6. They (visit) this museum on Sunday 7. My subordinates (accomplish) this task next week. 8. The manager (encourage) the best executives next month. 9. We (achieve) the stated goal. 10. The police leader (take) correctional actions about the violation of departmental rules.

2. Сделайте эти предложения отрицательными.

1. I'll work on Saturday. 2. We'll have a meeting tomorrow. 3. The manager will make a report on Monday. 4. He'll have a promotion next week. 5. I'll go to Italy next year. 6. The inspector will evaluate the operation of the police division. 7. The police will detect this murder very soon. 8. I'll marry in three days. 9. They will discuss this problem tomorrow. 10. He will conduct an inspection in two weeks.

3. Задайте общие и специальные вопросы к предложениям из упражнения № 2.

*Образец: I'll work on Saturday.
Will you work on Saturday?
When will you work?*

4. Заполните пропуски правильной формой глагола «to be».

1. Yesterday she ... in Paris.
2. Tomorrow he ... in Amsterdam.
3. Last week they ... in London.
4. At the moment I ... at in Moscow.
5. Next week you ... in Sochi.
6. Three days ago I ... at home.
7. Now we ... at the English lesson.
8. In three months they ... in Brussels.
9. Next Sunday she ... in the country.

5. Заполните пропуски, выбрав WILL или WON'T.

1. Don't drink coffee before you go to bed. You ... sleep.
2. Bill's birthday is next Monday. He ... be 37.
3. I am ill. I ... go to work tomorrow.
4. This film is very interesting. You ... like it.
5. Tom and Mary quarreled last week. They ... marry tomorrow.
6. My son is crazy about football. Tomorrow he ... go to a football match.
7. Don't go to the country this weekend. It ... rain.
8. This house is very small. It ... be comfortable for your family.
9. Don't speak English. They ... understand you.

6. Переведите эти предложения на русский язык с помощью словаря, обращая внимание на перевод глаголов в простом будущем времени.

1. A leader will secure more effective results from his subordinates if he has effectively performed his management activities of planning, organizing, leading, and controlling.
2. Most often, the manager will show preference for the functions or activities with which he is most familiar and for the activities from which he receives the greatest personal satisfaction.
3. An aggressive, proactive, reality-based management will develop an efficient and accountable police force.
4. Basically all units will make use of the auxiliary units' functions at some time or other.
5. The leader who ignores the peer attitudes of the followers will not stay in control long.
6. In a normal full-service enforcement agency, the following line functions will dominate: 1) patrol, 2) traffic, 3) investigation (detectives), 4) vice, and 5) juvenile.

7. Задайте общие и специальные вопросы к следующим предложениям.

Образец: He will check the operation of this division next week.

Will he check the operation of this division next week?

1. I'll prepare all the necessary documents tomorrow.
2. He will bring you the necessary criminal files. (What?)
3. The inspection will last for two weeks. (How long?)
4. You will receive the statistics on juvenile crime in 2 days. (When?)
5. My subordinates will show you the results of our latest operations related to prevention of street crime. (Who?)
6. My deputy will inform you about these officers' responsibilities.
7. They will carry out the inspection of this police division next month.
8. Police officers will participate in this meeting. (Why?)
9. These officers will regulate public activity during this meeting.
10. The police leader will reward his best executives. (How?)

8. Выразите несогласие с утверждениями, приведенными в упражнении № 7 в соответствии с данным образцом.

Образец: He will check the operation of this division next week.

He will not (won't) check the operation of this division next week?

9. Дайте ответы на следующие вопросы в соответствии с данным образцом.

Образец: Are you going to check the operation of this division?

Yes, I'll check the operation of this division next month.

1. Are you going to prepare all the necessary documents?
2. Is he going to make a report on organized crime?
3. Are they going to show you schedules of police officers' duties?
4. Are you going to speak to patrol officers?
5. Is the chief going to instruct his subordinates?
6. Are you going to check the results of the latest police operations?
7. Are your colleagues going to visit juvenile offenders' families?
8. Is your deputy going to supervise this undercover operation?
9. Are you going to collect data on victims of domestic violence in your district?

10. Переведите эти предложения на английский язык.

1. Завтра она будет в Лондоне. 2. Я приеду на место преступления через 20 минут. 3. Когда Вы соберете и проанализируете эти данные? 4. Как вы оцениваете деятельность этого полицейского подразделения? 5. Мы выполним поставленную задачу через месяц. 6. Каких исполнителей Вы наградите за эту полицейскую операцию? 7. Наш новый начальник будет вносить улучшения и новшества в работу нашего управления. 8. Какие инструкции Вы дадите своим подчиненным? 9. Я выберу подходящего исполнителя этой операции завтра. 10. Как Вы будете развивать сильные стороны Вашего полицейского управления?

11. Переведите эти предложения на русский язык. Обратите внимание на употребление простого будущего времени глаголов для выражения вежливой просьбы в английском языке.

1. I want to drink. Will you give me a glass of water?
2. I don't want fish salad. Will you give me a cheese sandwich?
3. I am not from Moscow. Will you tell me where the Metro station is?
4. How do you use this camera? Will you show me?
5. I am at home tonight. Will you visit me in the evening?
6. Mr. Smith is busy at the moment. Will you phone in ten minutes, please?
7. I must go now. Will you call me a taxi?
8. I am going to have a party. Will you help me to buy drinks?
9. I am late. Will you drive me to the airport?

12. Переведите эти предложения на английский язык, используя формы простого будущего времени английских глаголов для выражения вежливой просьбы.

1. Подготовьте, пожалуйста, отчет для высшего полицейского руководства.
2. Пожалуйста, примите меры к исправлению этого нарушения.
3. Проведите, пожалуйста, инспекцию районного отдела полиции.
4. Пригласите, пожалуйста, вашего заместителя.
5. Пожалуйста, выполните эту задачу в установленный срок.
6. Возьмите на себя ответственность за управление этой операцией, пожалуйста.
7. Установите, пожалуйста, долгосрочные цели деятельности Вашего полицейского управления.
8. Обеспечьте, пожалуйста, координацию действий всех исполнителей.
9. Примите, пожалуйста, управленческое решение.
10. Пожалуйста, не нарушайте ведомственные правила и нормы.

13. Вставьте предлоги вместо пропусков. Переведите эти предложения.

1. The trial will be ...the 17th of December.
2. Police took the suspect ... the police station.
3. The prosecutor will charge this company ... violation ... tax laws.
4. Two men broke into the house ... night and stole many things.
5. He killed a businessman ... his office.
6. Members ... organized criminal group demanded money ... a businessman's relatives.
7. Usually officers patrol streets ... foot or ... a vehicle.
8. Police officers are responsible ... various tasks.
9. Public order protection is the major function ... police ... any country.
10. It is very important to protect moral and professional ethics ... a police department.

Пырченкова Галина Степановна

«English for Police Managers»

Учебное пособие для развития навыков профессиональной коммуникации на
английском языке слушателей факультета магистратуры
Академии управления МВД России

Учебное пособие
по английскому языку
часть I

	Подписано в печать	2015 г.
Усл. печ. л.		Уч.-изд.л.
Тираж	экз.	Заказ №

Подразделение ОП Академии управления МВД России, Москва